



GAME-ON

2012 | RED WOLVES

ARKANSAS STATE SPORTS INFORMATION

MAIN PHONE NUMBER: 870-972-2541 • FAX: 870-972-3367
MAILING ADDRESS: P.O. Box 1000, State University, AR 72467
OVERNIGHT ADDRESS: 217 Olympic Dr., Jonesboro, AR 72401
Assistant AD/Sports Information Director: Jerry Scott
jscott@astate.edu • 870-972-3405 (office) • 870-243-6021 (cell)

2011 SUN BELT CONFERENCE CHAMPIONS • 2012 GODADDY.COM BOWL • 2005 NEW ORLEANS BOWL

ARKANSAS STATE QUICK FACTS

Location: Jonesboro, Ark. (67,263)
Enrollment: 13,900
Nickname: Red Wolves
Colors: Scarlet and Black
Stadium: Liberty Bank Stadium (30,406)
Playing Surface: GEO Surfaces Field Turf
Conference: Sun Belt
Head Coach: Gus Malzahn (Henderson State, 1990)
Record at ASU (Years): 8-3 (1st year)
Overall Record (Years): Same
Assistant Coaches:

Offensive Coordinator/Quarterbacks . . . Rhett Lashlee
Arkansas, 2006 (1st year at Arkansas State)
Defensive Coordinator/Linebackers . . . John Thompson
Central Arkansas, 1978 (1st year at Arkansas State)
RB/Special Teams Coordinator Eliah Drinkwitz
Arkansas Tech, 2004 (1st year at Arkansas State)
Offensive Line J.B. Grimes
Henderson State, 1977 (1st year at Arkansas State)
Cornerbacks David Gunn
Arkansas, 1987 (11th year at Arkansas State)
Safeties Brandon Hall (booth)
Oklahoma, 2000 (1st year at Arkansas State)
Defensive Line Kenny Ingram
Arkansas State, 1999 (1st year at Arkansas State)
Tight Ends Dean Jackson
Wichita State, 1981 (1st year at Arkansas State)
WR/Recruiting Coordinator Casey Woods (booth)
Tennessee, 2006 (1st year at Arkansas State)

2012 ARKANSAS STATE SCHEDULE/RESULTS

Sept. 1	at No. 5 Oregon (ESPN)	L, 34-57
SEPT. 8	MEMPHIS (ESPN3.com)	W, 33-28
Sept. 15	at No. 24 Nebraska (ESPN2)	L, 13-42
SEPT. 22	ALCORN STATE (ESPN3.com)	W, 56-0
SEPT. 29	WESTERN KENTUCKY* (ESPN3.com)	L, 13-26
Oct. 4	at Florida International* (ESPNU)	W, 34-20
OCT. 13	SOUTH ALABAMA**	W, 36-29
Oct. 23	at Louisiana* (ESPN2)	W, 50-27
Nov. 3	at North Texas*	W, 37-19
NOV. 8	LOUISIANA-MONROE* (ESPNU)	W, 45-23
Nov. 17	at Troy*	W, 41-34
DEC. 1	MIDDLE TENNESSEE* (ESPN3.com)	2 p.m.

*SBC game *Homecoming All Times Central

2012 MIDDLE TENNESSEE SCHEDULE/RESULTS

AUG. 30	MCNEESE STATE	L, 21-27
SEPT. 8	FLORIDA ATLANTIC*	W, 31-17
Sept. 15	at Memphis*	W, 48-30
Sept. 29	at Georgia Tech	W, 49-28
OCT. 6	LOUISIANA-MONROE*	L, 17-31
Oct. 13	at Florida International*	W, 34-30
Oct. 20	at Mississippi State	L, 3-45
Oct. 27	NORTH TEXAS*	W, 38-21
Nov. 1	at Western Kentucky*	W, 34-29
Nov. 17	at South Alabama*	W, 20-12
NOV. 24	TROY*	W, 24-21
Dec. 1	at Arkansas State*	2 p.m.

*Sun Belt Conference game All Times Central

RADIO EAB Sports Radio Network
Matt Stolz (play-by-play), Bill Keedy (analyst)
TELEVISION Brock Bowling (play-by-play)
Cole Cubelic (analyst)

2012 ASU TELEVISION SCHEDULE:

Sept. 1 at Oregon	ESPN
Sept. 8 vs. Memphis	ESPN3.com
Sept. 15 at Nebraska	ESPN2
Sept. 22 vs. Alcorn State	ESPN3.com
Sept. 29 vs. Western Kentucky	ESPN3.com
Oct. 4 at Florida International	ESPNU
Oct. 23 at Louisiana-Lafayette	ESPN2
Nov. 8 vs. Louisiana-Monroe	ESPNU
Dec. 1 vs. Middle Tennessee	ESPN3.com



GAME 12: Arkansas State (8-3, 6-1) hosts Middle Tennessee (8-3, 6-1)

December 1, 2012 • Liberty Bank Stadium

Jonesboro, Ark. • 2:00 p.m.

Radio: EAB Sports Radio Network (107.9 FM, flagship)

TV: ESPN3.com

LIVE STATS: AStateRedWolves.com, TapStats



ON TAP: Arkansas State will carry a six-game winning streak into its regular-season finale Saturday at Liberty Bank Stadium against Middle Tennessee. Both the Red Wolves and Blue Raiders are receiving votes in the USA Today Coaches Top 25 Poll, and the ESPN3.com-televized game will determine the 2012 Sun Belt Conference champion. Every ASU game can be heard live on 107.9 FM in the Jonesboro area with the live radio broadcast accessible through the Arkansas State athletics Web site (AStateRedWolves.com).

BY THE NUMBERS . . .

0 sacks allowed by ASU in six games this season. A-State is ranked 23rd in the nation in sacks allowed.
1 ASU's 2012 recruiting class was ranked No. 1 in the Sun Belt by Rivals, ESPN.com, Scout and 247Sports.com.
1 ASU's rank in the Sun Belt in rushing offense (212.3 ypg), scoring offense (35.6 ppg) and pass efficiency (150.9).
1 reception needed by **Josh Harboe** to become the 8th player in ASU history with 100 career catches.
1 tackle needed by **Nathan Herrold** to become the first player with 100 in a season since 2007.
2 passing touchdowns needed by **Ryan Aplin** for the most in school history for a single season.
4 ASU players named an SBC Player of the Week, including LB's **Herrold** and **Lee**, QB **Aplin** and K **Davis**.
4 or more receptions by **J.D. McKissic** in every game this season, including a career-high 12 the last two games.
5 of the last eight seasons, including 2012, have seen A-State achieve bowl eligibility with at least six victories.
5 votes received by ASU in the latest AP Top 25 Poll.
5 games this season the ASU defense hasn't allowed 200 yards passing.
5.1 yards per rush by A-State, matching the single-season school record set in 1989.
6.5 yards per play by the ASU offense, which would be the highest in school history for a single season.
8 consecutive road victories by A-State against conference opponents, the most in school history.
8 players have already earned their degrees from Arkansas State University.
8 consecutive winning seasons at Liberty Bank Stadium, including 2012.
9 A-State games scheduled to be televised by ESPN, ESPN2, ESPNU or ESPN3.com in 2012.
9 of the last 10 years the football team has won the Sun Belt Conference Team Academic Award.
9 J.D. McKissic's national ranking in receptions per game (7.6 pg).
9.0 tackles per game by **Nathan Herrold**, tied for the 3rd highest avg. in the Sun Belt Conference.
11 receptions needed by J.D. McKissic for the most in school history for a single season.
11.3 yards per rush by **Rocky Hayes**, which would easily break the school record for a season by almost 3 ypa.
12.0 tackles for loss recorded by **Tim Starson** for the sixth most in the Sun Belt Conference.
13 votes received by ASU in the latest USA Today Coaches Poll.
14 A-State victories in its last 15 conference games played, dating back to the 2011 season.
15 different ASU players with a touchdown this season, which is tied for the eighth most in the nation.
16 first-time starters for A-State this season, tied for the 17th most in the nation.
16 career touchdown receptions by **Taylor Stockemer**, the most in school history.
17 combined true freshmen and redshirt freshmen have played for ASU, tied for the 31st most in the nation.
18 A-State victories over its last 23 regular-season games.
18 ASU's national rank in total offense (479.1 yards per game).
20 statistical categories in which ASU ranks among the top half of the league, including total offense and defense.
21 combined single game, season and career school records held by **Ryan Aplin**.
21 **Ryan Aplin**'s national rank in total offense (297.3 ypg).
24 A-State's national rank in rushing offense (212.3 yards per game).
25 consecutive games with at least one sack recorded by the A-State defense.
26 completions needed by **Ryan Aplin** for the most in Sun Belt Conference history.
27 A-State's national rank in scoring offense (35.6 ppg).
31 **Brian Davis**' national rank in field goals made (1.3 per game).
31 points needed by ASU for the fifth most in Sun Belt Conference history.
33 is ASU's ranking in the latest CBSSports.com 124 rankings.
40 A-State's latest position in the BCS rankings.
40 consecutive games with a reception by **Taylor Stockemer**, tied for the third most in the nation.
78 rushing yards needed by **David Oku** to become the 13th player in ASU history to rush for 1,000 in a season.
300 yards or more of total offense recorded by ASU in 34 of its last 36 games.
307 combined rushing yards allowed by the ASU defense the last four games for an average of just 76.8 yards.
400+ yards of total offense recorded by A-State in eight of its first 11 games.

ARKANSAS STATE GAME WEEK MEDIA SCHEDULE

Mon., Nov. 26 Sun Belt weekly teleconference begins at 10:30 a.m. (Coach Malzahn at 10:44 a.m.).
11:30 a.m. press conference with head coach Gus Malzahn (ASU Football Facility, 3rd floor).
"Live at the Brickhouse with Gus Malzahn" radio show 7-8 p.m. (KFAN, 107.9 FM)
Tues., Nov. 27 4:50-6:50 p.m. closed practice. Coaches & players available after practice.
Sun Belt Conference television highlight/interview package available.
Wed., Nov. 28 4:50-6:50 p.m. closed practice. Coaches & players available after practice.
Thurs., Nov. 29 Closed practice. No player availability. Coaches available on a prearranged basis.
Fri., Nov. 30 Travel Day. No player or coach availability.
Sat., Dec. 1 Game Day. Coaches & players available after the game.
Sun., Dec. 2 "The Gus Malzahn Show" (4:30 p.m. KATV-7 Little Rock, 10:30 p.m. KAIT-8 Jonesboro)

2012 SUN BELT STANDINGS

Team	Conference			Overall		
	W	L	Pct.	W	L	Pct.
Arkansas State	6	1	.857	8	3	.727
Middle Tennessee	6	1	.857	8	3	.727
Louisiana-Monroe	6	2	.750	8	4	.667
UL Lafayette	5	2	.714	7	4	.636
Western Kentucky	4	4	.500	7	5	.583
Troy	3	5	.375	5	7	.416
North Texas	3	5	.375	4	8	.333
Florida Atlantic	2	5	.285	3	8	.272
Florida International	2	6	.250	3	9	.250
South Alabama	1	7	.125	2	10	.166

2012 PRESEASON ALL-SBC TEAM

OFFENSE

Ryan Aplin (Arkansas State, Sr., QB)
Lance Dunbar (North Texas, Sr., RB)
Kedrick Rhodes (Florida International, Jr., RB)
Alonzo Harris (Louisiana-Lafayette, So., RB)
Josh Jarboe (Arkansas State, Sr., WR)
Jayvone Lawson (Louisiana-Lafayette, Sr., WR)
Eric Thomas (Troy, Jr., WR)
Jack Doyle (WKU, Sr., TE)
Zack McKnight (Arkansas State, Sr., OL)
Rupert Bryan (Florida International, Sr., OL)
Caylin Hauptmann (Florida International, Sr., OL)
Leonardo Bates (Louisiana-Lafayette, Sr., OL)
Cyril Lemon (North Texas, So., OL)

DEFENSE

Isame Faciane (Florida International, Jr., DL)
Tourek Williams (Florida International, Sr., DL)
Tony Davis (Troy, Sr., DL)
Quanterus Smith (Western Kentucky, Sr., DL)
Winston Fraser (Florida International, Sr., LB)
Kanorris Davis (Troy, Sr., LB)
Andrew Jackson (Western Kentucky, Jr., LB)
Don Jones (Arkansas State, Sr., DB)
Jonathan Cyprien (Florida International, Sr., DB)
Melvin White (Louisiana-Lafayette, Sr., DB)
Brynden Trawick (Troy, Sr., DB)

SPECIAL TEAMS

Brett Baer (Louisiana-Lafayette, Sr., PK)
Will Atterberry (North Texas, Sr., P)
John Evans (Western Kentucky, So., RS)

PRESEASON OFFENSIVE PLAYER OF THE YEAR

Ryan Aplin (Arkansas State, Sr., QB)

PRESEASON DEFENSIVE PLAYER OF THE YEAR

Tourek Williams (Florida International, Sr., DL)

2012 PRESEASON SBC COACHES POLL

SCHOOL - POINTS (1st place votes)

1. Florida International - 92 (5)
2. Arkansas State - 85 (2)
3. Louisiana-Lafayette - 81 (2)
4. Western Kentucky - 70 (1)
5. Troy - 60
6. Louisiana-Monroe - 47
7. Middle Tennessee - 42
8. North Texas - 36
9. Florida Atlantic - 23
10. South Alabama - 14

THE PRINCIPALS: Winners in seven of its last eight games, including the last six in a row, A-State moved its overall record to 8-3 and Sun Belt Conference mark to 6-1 with a 41-34 road victory over Troy its last time out. Middle Tennessee is on a four-game winning streak, most recently defeating Troy 24-21 last week in its home finale to improve its overall record to 8-3 and Sun Belt mark to 6-1 as well. Saturday's winner will be the outright 2012 Sun Belt Conference champion. ASU carries a 4-1 home record into the contest, while the Blue Raiders are 5-1 on the road.

HEAD COACH GUS MALZAHN: *Gus Malzahn*

was named the Red Wolves' 28th head football coach at Dec. 14, 2011, press conference, bringing him back to his home state after most recently enjoying highly successful stints as a top assistant coach at three NCAA FBS universities that garnered him national acclaim. A name highly recognized throughout Arkansas and the nation, Malzahn comes to Arkansas State after serving as the offensive coordinator and quarterbacks coach at Auburn for the past three seasons. A native of Fort Smith, Malzahn was named the winner of the 2010 Frank Broyles Award, given annually to the nation's top collegiate assistant coach.

FAST START: Gus Malzahn has recorded the second most victories ever by a head coach in his first season at Arkansas State with eight. Out of 28 all-time head coaches at A-State, Malzahn is one of just five to win at least six games in his first season, joining Hugh Freeze (2011), Steve Roberts (2002), Gene Harlow (1955) and Jack Dale (1931). Malzahn and Freeze are the only two head coaches in ASU history to win seven or more games in their first season at the school.

COACHING RECOGNITION: First-year Arkansas State Head Football Coach **Gus Malzahn** was recognized as one of the top hires in the nation this offseason, named as the No. 4 best hire and No. 2 most intriguing hire in the nation by CBSSports.com. He was also one of two head coaches in the nation to receive a grade of A+ among new hires for the 2012 season by the *Sporting News*. Bleacher Report's "Over/Under Victories" for every new head coach places A-State at nine victories, one of the tops listed in the report.

HEAD-to-HEAD



Arkansas State

Middle Tennessee

8-3, 6-1	Record	8-3, 6-1
35.6	Points Avg.	29.0
479.1	Total Off. Avg.	410.0
212.3	Rushing Avg.	184.6
266.8	Passing Avg.	225.4
45%	3rd-Down Pct.	43%
46%	4th-Down Pct.	67%
28:45	TOP/Game	28:42
27.7	Scoring Defense	26.5
403.2	Total Defense	434.4
159.2	Rush Defense	180.5
244.0	Pass Defense	253.9
18-117	Sacks by-Yards	14-77
+6	Turnover Margin	+12
18.9	Kick Return Avg.	27.9
2.0	Punt Return Avg.	3.5
35.7	Avg. Per Punt	38.7
50.3	Penalty Yards Avg.	47.2

HALL OF HONOR: A-State head coach **Gus Malzahn** was one of seven inductees into Henderson State University's Reddie Hall of Honor on Saturday (Oct. 6). The event took place at the Garrison Center Day Gym on the Henderson campus. A two-year letterman, Malzahn averaged 35.3 yards per punt his first year at Henderson and 37.7 yards his senior year, including a long of 64 yards. He also caught 24 passes for 288 yards for an average of 12.0 yards per catch. He earned All-AIC Honorable Mention honors in 1989.

ASU ANNOUNCES FOOTBALL FACILITY PROJECT:

Arkansas State University announced a \$22 million football facility project, including a two-level football operations building and 76,000 square-foot indoor practice facility in ASU Stadium's north end zone, at an 11 a.m. press conference held Sept. 6 at the current ASU Football Facility. . . The new football operations building's first floor will house A-State's locker room, state-of-the-art strength and conditioning and sports medicine centers, a players lounge and equipment room. The second floor will feature coaching and administrative offices, team meeting rooms, a his-



ARKANSAS STATE TEAM RECORD

Overall	424-457-37
Liberty Bank Stadium	119-71-1
Since Div. I-A (1992)	83-149-1

TEAM STREAKS

Wins	6
Liberty Bank Stadium Wins	2
Away Wins	4
Sun Belt Wins	6
Losses	0
Home Losses	0
Away Losses	0
Non-conference Losses	0

Wins When:

allowing 10 points or less	30
allowing 17 points or less	7
scoring 20 points or more	8
scoring 30 points or more	8
rushing for 200+ yards	5
passing for 300+ yards	4
400+ yards of total offense	7
leading at the half	6
tied at the half	1
trailing at the half	0
scoring first	2

2012 ASU RECORD WHEN:

at home	4-1
on the road	4-2
leading at the half	7-1
tied at the half	0-0
trailing at the half	1-2
leading after 3 quarters	7-0
tied after 3 quarters	0-0
trailing after 3 quarters	1-3
overtime	0-0
Scores	
17+ points	8-1
the opponents scores	
17+ points	7-3
more offensive yards	7-0
fewer offensive yards	1-3
more penalty yards	4-2
same penalty yards	0-0
fewer penalty yards	4-1
gains 300+ offensive yards	8-2
allows 300- offensive yards	2-0
rushes for 150+ yards	6-1
rushes for 200+ yards	5-1
passes for 200+ yards	7-2
Wins turnovers	5-1
Ties turnovers	1-0
Loses turnovers	2-2
More total yardage	7-1
Less total yardage	1-2
Wins time of possession	3-0
Ties time of possession	0-0
Loses time of possession	5-3

tory and heritage showroom and a team film room with theatre seating. The indoor practice facility will run east and west and be connected to the north side of the operations building . . . The facility will have a brick exterior and feature an outdoor plaza facing the field on the building's second level. The interior will have a strong Red Wolves' theme with black and red dominating the esthetic appearance.

IT'S ALL IN THE NAME: In recognition of a \$5 million contribution by Liberty Bank, the ASU Board of Trustees announced Sept. 8 that Liberty Bank Stadium is the new name of the football stadium at Arkansas State University. The naming rights to the stadium are for the next 15 years, as announced at the newly-named facility just prior to kickoff of the Red Wolves' home football game against the Memphis Tigers.

A-STATE NAMES NEW AD: Arkansas State University Chancellor Dr. Tim Hudson announced Sept. 19 that Terry Mohajir, a 20-year veteran leader in collegiate athletics with a diverse background as an administrator, coach, student-athlete and city government participant, has been named A-State's 11th Director of Athletics. An Arkansas State University alumnus, Mohajir's (pronounced MO-HA-JUR) career path went through three other NCAA Division I institutions, including the University of Missouri-Kansas City, Florida Atlantic and Kansas, before leading him back to his alma mater. The Overland Park, Kansas native has been involved with major fundraising campaigns at multiple universities, while also overseeing corporate sales, marketing promotions and ticket sales. He most recently served the last 13 months as Kansas' Senior Associate Director of Athletics and Chief Marketing Officer. Prior to his time with the Jayhawks, he spent a seven-year stint as Florida Atlantic's Senior Associate Director of Athletics for External Relations from 2004-11 after working at UMKC from 1997-2004 as its Assistant Director of Athletics for External Relations.

98th SEASON UNDER WAY: Arkansas State kicked off its 98th season of football Sept. 1 at Oregon. ASU now holds a 424-457-37 record since the inaugural 1911 season and has played in eight bowl games. A-State did not field a football team from 1942-44 due to World War II. ASU also didn't have a team in 1918 as World War I was ending.

THE ASU-MIDDLE TENNESSEE SERIES: While Arkansas State is 4-9 all-time versus Middle Tennessee, the Red Wolves have won the last two meetings. ASU claimed a 45-19 road win last season and a 51-24 home victory in 2011, while the Blue Raiders last win in the series came 38-14 in Murfreesboro in 2009. Middle Tennessee won the first two games in the series in 1948 and 1949, and the two teams did not meet again until 2001 as Sun Belt foes.

A-STATE vs. THE SUN BELT: A-State is 77-64-1 all-time against current members of the Sun Belt Conference. Since the league's inaugural football season in 2001, the Red Wolves hold a 48-37 on-field record against all opponents that have been a member of the league. Against current members of the conference, ASU is 43-33 since 2001. The Red Wolves hold their most all-time victories against Louisiana-Monroe with 20. The Red Wolves have defeated every team in the SBC since the football league was formed.

SENIOR DAY: The Red Wolves will hold their annual Senior Day this Saturday, recognizing their senior class for their contributions to Arkansas State University and the football program. This year's 21 seniors are Ryan Aplin, Kevin Galindo, Nathan Herrold, Tausean Holmes, Shervarius Jackson, Josh Jarboe, Don Jones, Anthony Kincy, Cole Lorigan, Zack McKnight, Kedric Murry, Nick Nelms, Cody Prater, Chaz Scales, Andre Smith, Tim Starson, Taylor Stockemer, Neely Sullivent, Jonathan Victorian, Ryan Wilbourn and Ronnell Wright.

BACK IN BLACK: A-State will have a "Back in Black" promotion in place for Saturday's game, encouraging fans to wear black to the game in support of the Red Wolves as they compete for their second consecutive Sun Belt Conference championship.

AN A-STATE VICTORY WOULD . . . : Extend ASU's overall and Sun Belt Conference winning streak to seven games, its second longest since 1986 . . . Make the Red Wolves back-to-back conference champions for the first time since 1985-86 . . . Give it 19 victories since 2011 for its most over a two-year span in school history . . . Give ASU nine or more victories for the seventh time in school history . . . Give it seven Sun Belt wins for the second time ever (8 in 2011) . . . Make the Red Wolves 11-1 over their last 12 home games and give them three consecutive wins at Liberty Bank Stadium.

IN THE POLLS: Arkansas State is receiving votes in both the Associated Press and USA Today Coaches top-25 polls for the first time this season, earning 13 votes in the coaches and five in the AP.

The Red Wolves are also ranked No. 33 in the CBSSports.com 124 and No. 40 in the BCS rankings. The Red Wolves received votes in the USA Today Coaches Top 25 poll (as many as 9) and the AP Top 25 poll (as many as 18) last season for the first time in their history as an NCAA FBS member (since 1992).

SUN BELT CHAMPIONS: Arkansas State claimed its first ever outright Sun Belt Conference championship in 2011. Including last season, ASU has won eight conference championships all-time. ASU won the Southland Conference seven times (1986, 1985, 1978, 1975, 1970, 1969, 1968). ASU also won the 2005 Sun Belt Conference title, but it was later vacated due to NCAA sanctions.

BACK-TO-BACK WINNING SEASONS: Arkansas State has secured back-to-back winning seasons for the first time since 1986-87. ASU won 10 games last season and its 18 combined regular-season victories since 2011 are its most over a two-year span since also winning 18 in 1974 and 1975. ASU has never claimed 19 regular-season wins over a two-year span.

WINNING LEAGUE RECORD: With a 6-1 league record this year, A-State has secured a winning Sun Belt Conference record for the fifth time since the league's inaugural season in 2011. ASU has put together two straight on-field winning records against Sun Belt Conference opponents for the first time since 2005-06.

SECOND MOST: Arkansas State's eight victories through its first 11 games are its second most ever since joining the FBS in 1992, behind only its 10

2012 ARKANSAS STATE FOOTBALL NOTES: VS. MIDDLE TENNESSEE

total wins recorded in 2011. With eight victories, ASU has secured its third winning season since 1992 as well, joining the 2011 squad that went 10-3 and the 1995 team that posted a 6-5 record.

14 OF 15: Arkansas State has won 14 of its last 15 conference games dating back to the 2011 season, including its last six in a row. The Red Wolves'

current six-game conference winning streak ties the eighth longest in the nation.

BOWL ELIGIBLE: Arkansas State is bowl eligible for the fifth time over the last eight seasons, including the last two in a row. Since joining the FBS in 1992, the only year ASU has become bowl eligible faster was the 2011 campaign when it reached six victories in eight games.

HOME SWEET HOME: With a 4-1 home mark this season, Arkansas State has secured its eighth consecutive winning record at Liberty Bank Stadium dating back to 2005. ASU is now 35-8 at Liberty Bank Stadium since the 2005 season and has won 10 of its last 11 home games. The Red Wolves actual on-field record all-time at Liberty Bank Stadium is 127-71-1 since it opened in 1974. ASU's six home wins last season were its most since 1985.

ATTENDANCE FIGURES: The Liberty Bank

Stadium crowd of 30,243 for the ASU-ULM game was not only the largest ever to watch A-State play a conference game in Jonesboro, it was the second largest in school history. ASU's first five home games all drew a crowd of at least 20,000 for the first time in school history. The 2012 campaign also marks the first time A-State has ever had more than three games in the same season draw over 20,000. ASU's current average attendance is 25,429, topping the school record of 21,256 in 2011.

ROAD WARRIORS: Arkansas State has won eight consecutive road Sun Belt Conference games, its longest streak ever as a member of any league. The Red Wolves went 4-0 in Sun Belt road games both this season and last year.

IMMEDIATE IMPACT: Arkansas State is one of 40 teams in the nation to play at least eight true freshman this season. A-State's eight true

ASU IN 2012 SUN BELT RANKINGS

Stat	ASU	Rank	Leader
Rushing Offense	212.3 ypg	1	ASU
Scoring Offense	35.6 ppg	1	ASU
Pass Efficiency	150.9	1	ASU
Red Zone Off.	85.2 pct.	2	ULL (93.6)
Total Offense	479.1 ypg	2	Troy (498.8)
First Downs	24.9 pg	2	Troy (25.6)
Turnover Margin	+6.0 pg	3	MT (+12)
Field Goals	.789 pct.	3	ULL (.850)
Scoring Defense	27.7 ppg	3	WKU (25.6)
Pass Offense	266.8 ypg	3	Troy (331.5)
Red Zone Def.	78.3 pct.	4	NT (76.3)
Pass Defense	244.0 ypg	4	WKU (206.2)
Sacks Against	1.2 pg	4	NT (0.5)
3rd Down Conv.	45.2 pct.	4	Troy (49.0)
Total Defense	403.2 ypg	5	WKU (344.4)
Pass Def. Effic.	139.1	5	WKU (128.4)
Opp. 3rd Down	41.0 pct.	5	USA (35.5)
Kickoff Coverage	39.9 net/avg.	5	FIU (42.2)
Interceptions	10 total	T5	ULL (15)
Opp. Penalties	54.5 ypg	6	ULL (61.8)
Sacks by	1.6 spg	6	WKU (2.6)
Penalties	50.3 ypg	6	NT (43.3)
Rushing Defense	159.2 ypg	6	ULL (135.8)
4th Down Conv.	46.2 pct.	6	ULL (72.7)
Opp. First Downs	21.4 pg	T6	MT (23.1)
PAT Kicking	.938 pct.	8	2 tied (1.000)
Kickoff Returns	18.9 ypr	8	MT (27.9)
Time of Poss.	28:45	8	NT (32:56)
Opp. 4th Down	70.4 pct.	9	NT (21.4)
Punt Return Avg.	2.0 ypr	10	WKU (11.0)
Punting	30.9 net/p	10	Troy (38.4)

ASU'S 2012 INDIVIDUAL SBC RANKINGS

Stat	ASU Player	Avg.	Rank
Fum. Forced	Eddie Porter	0.4 pg	1
Scoring (TD)	David Oku	8.4 ppg	1
Scoring (kick)	Brian Davis	8.2 ppg	2
Receptions	J.D. McKissic	7.6 rpg	2
Total Offense	Ryan Aplin	297.3 ypg	2
Passing	Ryan Aplin	262.8 ypg	2
Scoring	David Oku	8.4 ppg	2
Fumbles Rec.	Nathan Herrold	2 total	T2
Scoring	Brian Davis	8.2 ppg	3
Rushing	David Oku	83.8 ypg	3
Pass Effic.	Ryan Aplin	151.2	3
All Purpose	David Oku	103.8 ypg	3
Tackles	Nathan Herrold	9.0 tpg	T3
Receiving Yds	J.D. McKissic	77.2 ypg	T4
Field Goals	Brian Davis	1.4 pg	5
TFL	Tim Starson	12.0 total	6
PAT Kicking	Brian Davis	.938	8
Fum. Forced	Qushaun Lee	0.2 pg	8
Tackles	Qushaun Lee	7.9 tpg	8
Sacks	Tim Starson	4.5 total	T8
Kick Ret. Avg.	Rocky Hayes	19.0 ypr	10
Punting	Neely Sullivent	38.1 avg.	10
Passes Def.	Chaz Scales	8 total	T11
Passes Def.	Sterling Young	7 total	T13
TFL	Nathan Herrold	8.0 total	17
Tackles	Don Jones	6.0 tpg	T24
Tackles	Sterling Young	5.6 tpg	29
Tackles	Tim Starson	5.5 tpg	T32
Tackles	Ryan Carrethers	5.5 tpg	T35
Tackles	Nick Nelms	4.8 tpg	50

A-STATE INDIVIDUAL CAREER RECORDS

TOTAL OFFENSE			PASSING YARDS PER GAME		
	Yards	Years	Avg.	Years	
1. Ryan Aplin	12,004	2009-cur.	229.0	2009-cur.	
2. Corey Leonard	8,887	2006-09	188.0	1997-2000	
TOTAL OFFENSE PLAYS			TOUCHDOWN RECEPTIONS		
	Plays	Years	No.	Years	
1. Ryan Aplin	1,812	2009-cur.	16	2009-cur.	
2. Corey Leonard	1,604	2006-09	15	1950-52	
TOTAL OFFENSE AVERAGE PER GAME			RECEPTIONS		
	Avg.	Years	No.	Years	
1. Ryan Aplin	266.8	2009-cur.	163	2010-11	
2. Corey Leonard	201.9	2006-09	152	2004-07	
TOTAL OFFENSE AVERAGE PER PLAY			RECEIVING YARDS		
	Avg.	Years	Yds.	Years	
1. Johnny Covington	7.5	1992-95	2,730	1995-98	
2. Leroy Harris	7.0	1975-76	2,446	1998-00	
3. Dennis Forrest	6.7	1986-89	2,080	2009-cur.	
4. Ryan Aplin	6.6	2009-cur.	1,331	1993-96	
T5. Dennis Bolden	5.7	1975-76	1,261	2011-cur.	
Nick Noce	5.7	2003-05			
RUSHING TOUCHDOWNS			MOST TOUCHDOWNS SCORED		
	No.	Years	No.	Years	
1. Richie Voit	57	1950-53	57	1950-53	
T2. Reggie Arnold	33	2006-09	35	2006-09	
Dwane Brown	33	1984-87	33	1984-87	
4. Ryan Aplin	30	2009-cur.	31	2009-cur.	
PASS ATTEMPTS			MOST BLOCKED KICKS		
	No.	Years	No.	Years	
1. Ryan Aplin	1,359	2009-cur.	8	1972-75	
2. Cleo Lemon	1,128	1997-2000	4	2009-cur.	
PASS COMPLETIONS			MOST POINTS BY KICKING		
	No.	Years	Points	Years	
1. Ryan Aplin	869	2009-cur.	288	2006-09	
2. Corey Leonard	571	2006-09	234	2002-05	
PASSING YARDS			222	2010-cur.	
	Yards	Years	MOST EXTRA POINTS MADE		
1. Ryan Aplin	10,307	2009-cur.		Points	Years
2. Cleo Lemon	7,706	1997-2000	1. Eric Neihouse	123	2002-05
TOUCHDOWN PASSES			114	2006-09	
	No.	Years	3. Brian Davis	104	2010-cur.
1. Ryan Aplin	63	2009-cur.	MOST FIELD GOALS MADE		
2. Cleo Lemon	48	1997-2000		Points	Years
HIGHEST COMPLETION PERCENTAGE			1. Josh Arauco	58	2006-09
	Pct.	Years	2. Jeff Caldwell	40	1993-96
1. Ryan Aplin	.639	2009-cur.	3. Brian Davis	39	2010-cur.
2. Jeremie Watkins	.539	1996-97			

freshmen played ranks tied for the 37th most in the nation with Auburn, Clemson and Hawai'i. Three true freshmen have started at least one game for ASU, including **Rocky Hayes**, **Bryce Giddens** and **Chris Humes**. Additionally, A-State has played 17 combined true and redshirt freshmen this year, tied the 31st most in the nation.

A NEW START: Arkansas State has 16 players who have started their first career game at the school this season, which ranks tied for the 17th most in the nation with four other teams. Hawai'i leads the nation with 31 first-time starters this year. Players with their first career start at ASU this season include **David Oku** (RB), **Rocky Hayes** (RB/WR), **J.D. McKissic** (WR), **Aaron Williams** (OL), **Steven Haunga** (OL), **Bryce Giddens** (OL), **Alan Wright** (OL), **Ronnell Wright** (DL), **Shervarius Jackson** (DE), **Chris Stone** (DE), **Eddie Porter** (LB/DE), **Andrew Tryon** (CB), **Artez Brown** (CB), **Chris Humes** (S), **Cole Lorigan** (S) and **Darion Griswold** (TE).

ABOVE AVERAGE: The A-State offense is averaging 6.5 yards per play and 479.1 yards per game, both of which would break the school record

for a single season. The current school records for a season are 6.0 yards per play (2008) and 447.8 yards per game (2011).

300-PLUS: Dating back to the 2010 season, Arkansas State has posted at least 300 yards of total offense 34 of its last 36 games. ASU's 12-game streak with over 300 yards total offense came to an end just two games shy of the school record against Nebraska earlier this season.

RUSH THE FIELD: With at least one game remaining, Arkansas State has already recorded its most rushing yards in a season (2,335) since 2008 when it posted 2,440. The Red Wolves have rushed for at least 200 yards in six games this season and are ranked 24th in the nation in rushing offense. A-State also has 27 rushing touchdowns, **its most since at least 2003**.

A-STATE INDIVIDUAL SEASON RECORDS

PASS ATTEMPTS

	No.	Year
1. Ryan Aplin	476	2011
2. Ryan Aplin	410	2010
3. Cleo Lemon	387	1998
4. Johnny Covington	370	1995
5. Ryan Aplin	355	2012

PASS COMPLETIONS

	No.	Year
1. Ryan Aplin	304	2011
2. Ryan Aplin	252	2010
3. Ryan Aplin	236	2012

COMPLETION PERCENTAGE

	Pct.	Year
1. Ryan Aplin	66.5	2012
2. Ryan Aplin	65.3	2009

PASSING YARDS

	Yards	Year
1. Ryan Aplin	3,588	2011
2. Ryan Aplin	2,939	2010
3. Ryan Aplin	2,891	2012

PASSING YARDS PER GAME

	Avg.	Year
1. Ryan Aplin	276.0	2011
2. Ryan Aplin	262.8	2012

PASSING TOUCHDOWNS

	No.	Year
1. Ryan Aplin	21	2010
2. Ryan Aplin	20	2012

TOTAL OFFENSE PLAYS

	No.	Year
1. Ryan Aplin	637	2011
2. Ryan Aplin	548	2010
3. Corey Leonard	520	2007
4. Corey Leonard	463	2008
5. Cleo Lemon	454	1998
6. Ryan Aplin	445	2012

TOTAL OFFENSE

	Yards	Year
1. Ryan Aplin	4,176	2011
2. Ryan Aplin	3,416	2010
3. Ryan Aplin	3,270	2012

TOTAL OFFENSE PER GAME

	Avg.	Year
1. Ryan Aplin	321.2	2011
2. Ryan Aplin	297.3	2012

TOTAL OFFENSE PER PLAY

	Avg.	Year
1. Lamont Zachery	7.4	1996
2. Ryan Aplin	7.3	2012

RUSHING YARDS

	Yards	Year
1. Danny Smith	1,390	2002
T10. Reggie Arnold	1,060	2007
Marquis Williams	1,060	1993
17. Jonathan Adams	1,002	2000
NR David Oku	922	2012

RUSHING TOUCHDOWNS

	No.	Year
1. Richie Voit	21	1951
2. Richie Voit	17	1952
3. David Hines	16	1975
T4. David Oku	14	2012
Danny Smith	14	2002
Frank McGuigan	14	1968

RECEPTIONS

	No.	Year
1. Dwayne Frampton	94	2011
2. J.D. McKissic	84	2012
3. Robert Kilow	72	2000
4. Dwayne Frampton	67	2010
5. Levi Dejohnette	61	2007
6. Robert Kilow	57	1999
7. Lennie Johnson	55	1998
8. Josh Jarboe	54	2011
9. Taylor Stockemer	48	2011
T10. Brandon Thompkins	47	2009
Lennie Johnson	47	1996
Gerald Jumper	47	1967
NR Josh Jarboe	45	2012

RECEIVING YARDS

	Yards	Year
1. Dwayne Frampton	1,156	2011
2. Robert Kilow	1,002	2000
3. Chet Douthit	955	1970
4. Lennie Johnson	901	1998
5. Lennie Johnson	862	1997
6. J.D. McKissic	849	2012

RECEIVING TOUCHDOWNS

	No.	Year
T1. Alfred Bentley	10	1959
John Koldus	10	1951
3. Taylor Stockemer	7	2011
T4. Julian Jones	6	2012
4 others tied	6	1990-2011

MOST POINTS BY KICKING

	Points	Year
1. Brian Davis	98	2011
2. Scott Roper	96	1986
3. Brian Davis	90	2012

MOST FIELD GOALS MADE

	No.	Year
1. Scott Roper	21	1986
2. Brian Davis	18	2011
T3. Josh Arauco	17	2008
Doug Dobbs	17	1978
T5. Brian Davis	15	2012
Josh Arauco	15	2007

EXTRA POINTS MADE

	Points	Year
1. Brian Davis	45	2012
2. Brian Davis	44	2011

SUN BELT CAREER RECORDS

TOTAL OFFENSE

	Yards	Years
1. Ryan Aplin	12,004	2009-cur.
2. Steven Jyles (ULM)	10,234	2002-05

TOTAL OFFENSE PLAYS

	Plays	Years
1. Steven Jyles (ULM)	1,909	2002-05
2. Ryan Aplin	1,812	2009-cur.

TOTAL OFFENSE PER GAME

	Avg.	Years
1. Levi Brown (Troy)	274.3 ypg	2008-09
2. Ryan Aplin	266.8 ypg	2009-cur.

PASS ATTEMPTS

	No.	Years
1. Steven Jyles (ULM)	1,445	2002-05
2. Rusty Smith (FAU)	1,361	2005-09
3. Ryan Aplin	1,359	2009-cur.

PASS COMPLETIONS

	No.	Years
1. Corey Robinson (Troy)	894	2010-cur.
2. Ryan Aplin	869	2009-cur.

COMPLETION PERCENTAGE

	Pct.	Years
1. Clint Marks (MT)	66.0	2003-06
2. Ryan Aplin	63.9	2009-cur.

TOUCHDOWN PASSES

	No.	Years
1. Rusty Smith (FAU)	76	2005-09
T2. Ryan Aplin	63	2009-cur.

PASSING YARDS

	Yards	Years
1. Ryan Aplin	10,307	2009-cur.
2. Rusty Smith (FAU)	10,112	2005-09

RUSHING YARDS BY A QUARTERBACK

	Yards	Years
1. Michael Desormeaux (ULL)	2,843	2005-08
2. Dwight Dasher (MT)	2,419	2007-10
3. Ryan Aplin	1,697	2009-cur.

A-STATE TEAM SEASON RECORDS**MOST PLAYS**

- 1,016 in 2011
- 856 in 2010
- 848 in 2007
- 843 in 1975
- 828 in 1990
- 827 in 2002
- 816 in 2012**

MOST POINTS

- 456 in 1951
- 452 in 1986
- 422 in 2011
- 395 in 1987
- 392 in 2012**

MOST TOUCHDOWNS

- 57 in 1951
- 50 in 2012**
- 50 in 1975

TOTAL OFFENSE YARDS

- 5,822 in 2011
- 5,270 in 2012**

TOTAL OFF. YDS PER PLAY

- 6.5 in 2012**
- 6.0 in 2008

TOTAL OFF. YDS PER GAME

- 479.1 in 2012**
- 447.8 in 2011

MOST FIRST DOWNS

- 304 in 2011
- 274 in 2012**

MOST FIRST DOWNS PASSING

- 169 in 2011
- 131 in 2010
- 114 in 2012**

MOST YARDS PER RUSH

- 5.1 in 2012**
- 5.1 in 1989

MOST PASS ATTEMPTS

- 500 in 2011
- 438 in 2010
- 410 in 1998
- 409 in 1996
- 392 in 1995
- 388 in 2007
- 361 in 2012**

MOST PASS COMPLETIONS

- 326 in 2011
- 266 in 2010
- 239 in 2012**

HIGHEST COMPLETION PCT.

- 66.2 in 2012**
- 65.2 in 2011

MOST PASSING YARDS

- 3,817 in 2011
- 3,057 in 2010
- 2,935 in 2012**

MOST PASSING YDS PER GAME

- 293.6 in 2011
- 266.8 in 2012**
- 254.8 in 2010

MOST TOUCHDOWN PASSES

- 23 in 2010
- 21 in 2012**
- 21 in 2011

MOST FIELD GOALS MADE

- 24 in 2011
- 15 in 2009
- 15 in 2007
- 14 in 2012**
- 14 in 1993

MOST EXTRA POINTS MADE

- 45 in 2011**
- 44 in 2011
- 44 in 1951

MOST FIELD GOALS MADE

- 24 in 2011
- 21 in 1986
- 17 in 2008
- 17 in 1978
- 15 in 2012**

SPREADING THE WEALTH: Led by junior running back David Oku with 15 scores, Arkansas State has seen 15 different players score at least one touchdown this season. ASU's 15 players with a touchdown is tied for the ninth most in the nation with eight other teams, while Marshall has the most in the nation with 19.

LIGHTING UP THE SCOREBOARD:

After scoring 33 or more points in nine games this year, A-State has now posted at least 30 points in 17 of its last 22 regular-season games dating back to last season. The Red Wolves' nine games with at least 30 points are their most since 1951 when it hit the total 10 times.

THAT'S OFFENSIVE:

A-State's 634 yards of total offense against Alcorn State was the seventh most in school history and marked the second time this year the Red Wolves recorded over 600 yards. They also piled up 619 yards against Memphis, which were the most against an FBS opponent since recording a school-record 681 against Louisiana-Lafayette in 2007. **ASU has now posted at least 500 yards total offense in six of its first 11 games and 400 or more in eight games.**

"PICKING" IT UP: While the A-State defense recorded only one interception over its first three games, it has now posted nine picks over the last eight games. The Red Wolves have recorded at least one interception in six of the last nine games, including a season-high three against Louisiana-Lafayette. Senior cornerback **Chaz Scales**, sophomore safety **Sterling Young** and senior linebacker **Nathan Herrold** all have a team-best two interceptions each. ASU's 10 interceptions matches its total for all of last season.

ALL-PURPOSE THREAT: While junior running back **David Oku** has recorded just two 100-yard rushing games, his rushing and receiving total combined has exceeded 100 yards in six games. Those games include Oregon (81 rush, 21 receiving, 102 total), Memphis (111 rush, 8 receiving, 119 total), WKU (79 rush, 27 receiving, 106 total), UL Lafayette (83 rush, 24 receiving, 107 total), ULM (131 rush, 6 receiving, 137 total) and Troy (93 rush, 43 receiving, 136 total). He has caught at least one pass in all but one game and is ranked third in the Sun Belt Conference in all-purpose yards at 103.8 per game.

BEST TOTALS SINCE 2009: Ten games into the season, senior running back **David Oku's** 829 rushing yards and 12 touchdowns are the most by an ASU running back since Reggie Arnold recorded 1,074 yards in 2008 and 12 touchdowns in 2009. Oku leads the team in rushing yards and is ranked third in the Sun Belt Conference. He needs 171 more yards to become the 13th player in

ASU history to rush for 1,000 yards in a season. His 12 rushing touchdowns are tied for the sixth most in school history.

ATTACKING THE SUN BELT RECORD BOOKS:

Senior quarterback **Ryan Aplin** broke the Sun Belt Conference record for total offense career yards during the FIU game and passing yards during the Troy contest, and now he nears the league's all-time record for completions in a career. With 869 career completions to his credit, Aplin needs just 26 more past Troy's Corey Robinson (894 from 2009-current) as the Sun Belt's all-time leader in completions. Additionally, he is ranked second all-time in the league touchdown passes (63) and third in rushing yards by a quarterback (1,697).

MORE OFTEN THAN NOT:

Senior quarterback **Ryan Aplin** has tossed at least one touchdown in 35 of his last 39 games dating back to his freshman season. Aplin has also thrown for at least 200 yards 31 times in his career and all 31 have come over ASU's last 38 games. Additionally, he has 18 career games with over 300 yards total offense.

ACTIVE APLIN: Senior quarterback **Ryan Aplin** is ranked among the top active players in the NCAA in several career statistics, including:

- 4th, career total offense yards (12,004)
- 5th, career passing yards (10,307)
- 5th, career TD responsible for (94)
- 6th, career completions (869)
- 11th, career touchdown passes (63)
- T20th, career rushing touchdowns (30)

FIVE MORE SCHOOL RECORDS:

Senior quarterback **Ryan Aplin** has set five new school records this year, giving him 21 combined game, season and career records at ASU . . . His *single-game* records include most plays, total offense, most average yards per game, passes attempted, completion percentage and completions . . . His *single-season* records include most plays, total offense, passes attempted, completions, touchdown passes, highest completion percentage and most passing yards per game . . . His *career* records include total offense, total plays, most average yards per game, completions, pass attempts, highest completion percentage, touchdown passes and most passing yards per game.

APLIN NAMED A FINALIST FOR SENIOR CLASS AWARD:

Senior quarterback **Ryan Aplin** was named as one of 10 finalists for the 2012 Senior CLASS Award on Oct. 18 . . . Aplin was one of 30 original candidates from across the nation for the award, which annually recognizes an NCAA FBS senior with notable achievements in areas of community, classroom, character and competition. An acronym for Celebrating Loyalty and Achievement for Staying in School, the prestigious Senior CLASS Award focuses on the total student-

SBC TEAM SEASON RECORDS
YARDS GAINED

1. Troy, 2009 (6,314 yards)
 2. Troy, 2012 (5,985 yards)
 3. MT, 2009 (5,926 yards)
 4. Troy, 2010 (5,895 yards)
 5. ASU, 2011 (5,822 yards)
 6. Troy, 2007 (5,434 yards)
- NR ASU, 2012 (5,270 yards)**

YARDS PER GAME

1. Troy, 2012 (498.8 ypg)
2. Troy, 2009 (485.7 ypg)
3. MT, 2001 (481.4 ypg)
4. **ASU, 2012 (479.1 ypg)**

YARDS PER PLAY

1. MT, 2001 (6.8 ypp)
 2. ULL, 2012 (6.7 ypp)
 3. ULL, 2008 (6.6 ypp)
 4. **ASU, 2012 (6.5 ypp)**
- Troy, 2009 (6.5 ypp)

MOST POINTS

1. Troy, 2010 (443)
 2. Troy, 2009 (438)
 3. ULM, 2012 (426)
 4. Troy, 2008 (426)
 5. ASU, 2011 (422)
 6. ULL, 2011 (420)
- NR ASU, 2012 (392)**

MOST TOUCHDOWNS

1. ULM, 2012 (59)
 2. MT, 2001 (56)
 3. Troy, 2010 (56)
 4. Troy, 2009 (55)
 5. ULL, 2008 (54)
 6. Troy, 2008 (53)
 7. ULL, 2011 (53)
- NR ASU, 2012 (50)**

TOTAL FIRST DOWNS

1. Troy, 2009 (312)
 2. Troy, 2012 (307)
 3. ASU, 2011 (304)
 4. Troy, 2010 (303)
 5. MT, 2009 (293)
 6. Troy, 2008 (291)
 7. ULM, 2012 (285)
 8. Troy, 2007 (283)
- NR ASU, 2012 (274)**

RUSHING FIRST DOWNS

1. ULL, 2007 (149)
2. NMSU, 2001 (144)
3. **ASU, 2012 (139)**

RUSHING YARDS

1. ULL, 2008 (3,164 yards)
 2. ULL, 2007 (3,019 yards)
 3. ULL, 2005 (2,797 yards)
 4. MT, 2001 (2,614 yards)
- NR ASU, 2012 (2,335 yards)**

RUSHING YARDS PER GAME

1. ULL, 2008 (263.7 ypg)
 5. NMSU, 2002 (214.6 ypg)
- NR ASU, 2012 (212.3 ypg)**

RUSHING TOUCHDOWNS

1. ULL, 2005 (34)
 2. MT, 2001 (32)
 3. ULL, 2008 (32)
 4. MT, 2010 (32)
 5. MT, 2002 (30)
- NR ASU, 2012 (27)**

COMPLETION PERCENTAGE

1. MT, 2004 (69.8)
2. MT, 2009 (69.0)
3. **ASU, 2012 (66.2)**
4. Troy, 2012 (66.2)
5. ASU, 2001 (65.2)

athlete and encourages students to use their platform in athletics to make a positive impact as leaders in their communities.

ON A ROLL: Senior wide receiver **Taylor Stockemer** has recorded at least one reception in his last 40 games played, ranking tied for the third most in the NCAA among all players along with West Virginia's Tavon Austin. Duke's Conner Vernon leads the nation with a catch in 47 straight games.

AT LEAST FOUR: Redshirt freshman receiver **J.D. McKissic** has recorded at least four receptions in every game this season, including a career-high 12 each of the last two games. He now has a team-high 84 catches to place him second in the Sun Belt Conference and tied for ninth in the nation in receptions. McKissic also has a team-best 849 receiving yards, which ranks fifth in the SBC. His 84 receptions are the most ever by an Arkansas State and Sun Belt Conference freshman.

CAREER YEAR: Eleven games into the season, all of ASU's top 14 tacklers that aren't newcomers have already posted the most stops of their career for a single season. Among the 14 players with over 50 tackles are senior linebacker **Nathan Herrold** (99 this year, 78 in 2010), sophomore linebacker **Qushaun Lee** (79 this year, 49 in 2011), senior defensive back **Don Jones** (66 this year, 54 in 2011), sophomore safety Sterling Young (62 this year, 51 in 2011), junior defensive lineman **Ryan Carrethers** (60 this year, 35 combined for 2010-11), senior defensive end **Tim Starson** (61 this year, 39 combined for 2009-11) and Nick Nelms (53 this year, 41 in 2011).

PLAYING IN THE BACKFIELD: Senior defensive end **Tim Starson** has a team-high 12.0 tackles for loss, but senior linebacker **Nathan Herrold** isn't far behind with 8.0. Herrold has recorded at least a partial tackle for loss in nine of the last 10 games,

while Starson has at least a partial TFL in eight games.

CONTROLLING THE INTERIOR: Junior **Ryan Carrethers** recorded a career-high 10 tackles twice this year from his interior defensive lineman position. Not only is Carrethers ranked sixth on the team and tied for 35th in the Sun Belt in tackles among all players, he easily leads the league in tackles by all interior defensive linemen with 60 (5.5 per game) to his credit.

HERROLDED PERFORMANCE: Senior linebacker **Nathan Herrold** recorded a career-high 17 tackles against South Alabama, and he has four games this year (11 at both Oregon and Nebraska and 10 against Troy) and seven for his career with double-figure stops. He now has a team-high 99 tackles, placing him tied for third in the Sun Belt Conference and tied for 46th in the nation in tackles per game (9.0). Herrold has also recorded at least a partial tackle for loss in nine of ASU's last 10 games.

HERROLD EARNS ACADEMIC HONOR: Senior linebacker **Nathan Herrold**, the Red Wolves leading tackler with a career-best 89 stops this season, has been named a First Team Capital One Academic All-District VI football selection. Herrold has started every game this season for the Red Wolves while also holding down a 3.69 cumulative GPA in Exercise Science. Herrold is also an ASU Athletic Director's Honor Roll and Sun Belt Conference Commissioner's List member.

TACKLING TIM: Senior defensive end **Tim Starson** has recorded 61 tackles this season, the most by an ASU defensive lineman since Jon Bradley (currently a GA coach on the ASU staff) recorded 68 in 2002. Starson posted a season-high eight tackles in two different games and has at least five stops in seven games.

KICK IT INTO GEAR: Junior kicker **Brian Davis** has made multiple field goals in five of ASU's 11 games this season and 11 times during his career. He needs one field goal to tie the second most in school history for a career.

LOU GROZA AWARD SEMIFINALIST: The Palm Beach County Sports Commission announced Nov. 5 that Arkansas State placekicker **Brian Davis** has been named one of 20 semifinalists for the 2012 Lou Groza Award presented by the Orange Bowl Committee. A junior from Brentwood, Tenn., Davis has made 15-of-18 field goal attempts for an .833 percentage and scored a team-high 85 points this season. He is currently ranked tied for 17th in the nation in field goals made (1.5 per game) and tied for 33rd in the nation in scoring.

GETTING DEFENSIVE: With its 56-0 win over Alcorn State, ASU recorded its first shutout since defeating Mississippi Valley State 61-0 in its 2009 season opener. ASU limited Alcorn State to just 2.2 yards per play, which tied the fifth lowest average for a game in Sun Belt Conference history. ASU's defense allowed just 130 yards, which is the fewest since giving up 69 to Mississippi Valley State in 2009 as well. The Red Wolves also held Memphis under 300 yards total offense, limiting the Tigers to 293 yards for the fewest by an ASU opponent since FAU recorded 281 last season.

HOMECOMING HISTORY: Arkansas State improved to 57-27-1 all-time in Homecoming contests with its victory over South Alabama. The Red Wolves have now won nine of their last 10 Homecoming games dating back to the 2003 season.

MIDWEEK MONSTERS: Historically, A-State has performed well in midweek games since joining the Sun Belt Conference. Since the 2001 campaign, the Red Wolves hold a 10-3 record in all midweek games. ASU has won its last five midweek games.

KNOCKING OFF THE FAVORITE: Arkansas State's 34-20 victory over FIU earlier this year marked the third consecutive year the Red Wolves defeated the top pick in the Sun Belt Conference preseason coaches poll. ASU also defeated preseason favorite FIU last season and Middle Tennessee in 2010.

APLIN EARNS SBC WEEKLY HONOR FOR SECOND

SBC INDIVIDUAL SEASON RECORDS**TOTAL OFFENSE**

	Yards	Year
1. Levi Brown (Troy)	4,261	2009
5. Rusty Smith (FAU)	3,572	2007
NR Ryan Aplin	3,270	2012

RUSHING TOUCHDOWNS

	No.	Year
1. Dwone Hicks (MT)	20	2001
T4. Jamario Thomas (NT)	17	2004
Lance Dunbar (NT)	17	2009
NR David Oku	14	2012

TOUCHDOWN PASSES

	No.	Year
1. Rusty Smith (FAU)	32	2007
2. Corey Robinson (Troy)	28	2010
3. Koltan Browning (ULM)	27	2012
4. Rusty Smith (FAU)	24	2008
T5. three times	23	
NR Ryan Aplin	20	2012

RECEPTIONS

	No.	Year
1. Casey Fitzgerald (NT)	113	2008
2. Casey Fitzgerald (NT)	111	2007
3. Brett Leonard (ULM)	97	2012
4. Bobby Wood (Idaho)	96	2004
5. D. Frampton (ASU)	94	2011
T6. J.D. McKissic (ASU)	84	2012
Jerrel Jernigan (Troy)	84	2010

STRAIGHT WEEK: Senior quarterback **Ryan Aplin** was named the Sun Belt Conference Offensive Player of the Week after recording a school-record 454 yards of total offense in the Red Wolves' 41-34 win against Troy. Aplin completed 28-of-42 attempts for a .667 percentage, a season-high 369 yards and a career-high four touchdown passes. Aplin also rushed for a season-high 85 yards, with a 7.1 average per attempt.

APLIN NAMED SUN BELT CONFERENCE OFFENSIVE PLAYER OF THE WEEK: Senior quarterback **Ryan Aplin** was named the Sun Belt Conference Offensive Player of the Week after helping lead ASU to a 45-23 victory over ULM. Aplin accounted for three touchdowns and 378 yards total offense, including a season-high 334 passing yards. Aplin completed 26-of-34 attempts for a .765 percentage and threw two touchdown passes covering 35 and 70 yards.

COLLECTING HONORS: Junior kicker Brian Davis picked up several honors after connecting on 5-of-5 field goals and scoring 20 points against Louisiana-Lafayette, including Sun Belt Conference Special Teams Player of the Week, Lou Groza Award Star of the Week and College Football Performance Awards National Placekicker of the Week.

HERROLD NAMED SBC DEFENSIVE PLAYER OF THE WEEK: Senior linebacker **Nathan Herrold** was named the Sun Belt Conference Defensive Player of the Week following the Red Wolves' 36-29 victory over South Alabama. Herrold registered a career-high 17 tackles and posted his first career pass interception. Herrold's 17 stops in the contest were the most by a Sun Belt Conference player and tied for the 13th most tackles in a game nationally this season. His tackles output against South Alabama represented the most by an A-State player since 2005 when Tyrell Johnson racked up a SBC record 25 stops against North Texas. Herrold's recognition represented the second time this season an A-State defensive player has claimed a league weekly honor. Sophomore linebacker **Qushaun Lee** earned the league's weekly distinction the week prior (Oct. 8).

LEE NAMED SBC DEFENSIVE PLAYER OF THE WEEK: Sophomore linebacker Qushaun Lee was named the Sun Belt Conference Defensive Player of the Week on Oct. 8. Lee recorded a game-high 12 tackles, an interception and a pass break-up during Arkansas State's 34-20 victory at Florida International. Lee's 12 tackles were the second most of his career, just three short of his 15 recorded against Nebraska earlier this season.

FCS WINNING STREAK EXTENDED: Arkansas State extended its winning streak against FCS opponents to eight games with a 56-0 win over Alcorn State earlier this season. The Red Wolves have won those eight games by a combined 426-60 score. ASU improved to 19-4 against FCS opponents since moving to the FBS in 1992.

CFPA RECOGNIZES APLIN: The College Football Performance Awards recognized senior Ryan Aplin as an Honorable Mention National Quarterback of the Week following A-State's victory over Alcorn State. Aplin only played in the first half, leading ASU to 42-0 lead at the break with 198 yards passing, another 24 rushing and three touchdown passes. Aplin completed 12-of-13 pass attempts

for a school-record .923 completion percentage. His three touchdown tosses gave him 50 for his career, making him ASU's all-time leader in the stat and one of just four players in Sun Belt history to record at least 50 touchdown passes. Aplin ended the game with 222 yards of total offense.

SULLIVENT HONORED: Senior punter **Neely Sullivent** was announced as a College Football Performance Awards national honorable mention punter of the week following the Nebraska game. Sullivent averaged 48 yards per punt against the Huskers, almost a full 10 yards more than his season average of 38.4 entering the game. He recorded his second punt of the season to travel over 50 yards and also posted his first punt inside the 20. Sullivent raised his season average to 41.8 yards per punt to rank him third in the Sun Belt Conference.

PRESEASON ALL-CONFERENCE: Senior quarterback **Ryan Aplin** was named Sun Belt Conference Preseason Offensive Player of the Year and one of four A-State players named to the all-conference team at the league's Media Day in New Orleans. Aplin, senior wideout **Josh Jarboe**, senior offensive lineman **Zack McKnight** and senior defensive back **Don Jones** were all named to the Preseason All-SBC Team.

RED WOLVES TABBED SECOND IN PRESEASON SBC POLL: The Red Wolves were picked second in the preseason coaches poll announced as part of the league's annual Media Day. Arkansas State received 85 points and two first place votes, just behind Florida International, which received five first place votes and 92 points to earn the nod as the preseason favorite in the league race. The Red Wolves won the Sun Belt Conference Championship a year ago after posting a perfect 8-0 record in league play during the 2011 season. Louisiana-Lafayette, Western Kentucky and Troy rounded out the top five in the poll, and FIU defensive lineman Tourek Williams was named the Preseason Defensive Player of the Year.

HIGHLY TOUTED RECRUITING CLASS: With a Parade All-American, Under Armour All-American, NJCAA All-American, 23 players that earned either junior college all-conference or high school all-state recognition and 18 players rated at least three stars by one or more of the major recruiting sources, the 2012 ASU signing class could be considered one of the best in the history of the ASU football program. Arkansas State had the top-rated class in the Sun Belt Conference by *Rivals.com*, *Scout.com*, *ESPN.com* and *247Sports.com*.

RETURNING ALL-CONFERENCE PLAYERS: A-State returns five 2011 All-Sun Belt Conference players this season, including the league's Player of the Year in senior quarterback **Ryan Aplin**. Aplin was a first-team selection and was joined by second-team choices **Josh Jarboe** (Sr., WR) and **Nathan Herrold** (Sr., LB). Returning as honorable mention choices are senior wideout **Taylor Stockemer** and senior punter **Neely Sullivent**.

GODADDY.COM BOWL: Arkansas State accepted an official invitation to the GoDaddy.com Bowl last season following its victory over Middle Tennessee on Nov. 19, placing the Red Wolves in a bowl game for the first time since 2005 when they played Southern Miss in the New Orleans Bowl in Lafayette, La. ASU was bowl eligible for the first

time since 2008, but for the fourth time over the last seven seasons. ASU reached bowl eligibility after just eight games, making last year the earliest ASU had ever been bowl eligible as an FBS member (since 1992).

SENIOR BOWL WATCHLIST: ASU has two players on the inaugural Senior Bowl Watch list. Senior quarterback **Ryan Aplin** and senior wide out **Josh Jarboe** were added to the watch list on August 24.

APLIN ON NUMEROUS WATCH LISTS: An All-America and Heisman candidate, senior quarterback **Ryan Aplin** has garnered a significant amount of national attention this preseason as he is listed on the Walter Camp Player of the Year Watch List, Davey O'Brien Award Watch List, Johnny Unitas Award Watch List and the Manning Award Watch List. Video, action photos and biographical information for Aplin are all available on a Facebook Page, maintained by the ASU Sports Information Department, called "Ryan Aplin All-America and Heisman Campaign." Fans and media will be able to follow Aplin's 2012 season on the page, where updates will be posted throughout fall camp and the upcoming season.

ATHLON'S PRESEASON HONORS: The Red Wolves had six players named to *Athlon's* preseason All-Sun Belt Conference Team, including senior quarterback **Ryan Aplin** (first team), senior wide receiver **Josh Jarboe** (first team), senior offensive lineman **Zack McKnight** (first team), senior linebacker **Nathan Herrold** (first team), junior defensive lineman **Ryan Carrethers** (second team) and senior safety **Don Jones** (second team).

PHIL STEELE'S PRESEASON HONORS: *Phil Steele's* preseason All-Sun Belt team featured 12 A-State players, including first team selections **Ryan Aplin** (Sr., QB) and **Josh Jarboe** (Sr., WR). ASU's 12 selections tied the fourth most in the league with Troy. Earning a spot on the second team were **Taylor Stockemer** (Sr., WR), **Zack McKnight** (Sr., OL), **Nathan Herrold** (Sr., LB), **Chaz Scales** (Sr., DB) and **Andrew Tryon** (So., DB), who made the team as a kick returner. The Red Wolves' third-team choices were **Frankie Jackson** (So., RB), **Ryan Carrethers** (Jr., DL) and **Brian Davis** (Jr., K), while **Ishamail Hayes** (Jr., DE) and **Qushaun Lee** (So., LB) were fourth-team selections.

COLLEGE SPORTS MADNESS PRESEASON HONORS: CollegeSportsMadness.com has announced its preseason All-Sun Belt Conference Team, which includes Offensive Player of the Year **Ryan Aplin** (Sr., QB). Along with Aplin, **Zack McKnight** (Sr., OL) was named a first team choice. Second team selections included **Josh Jarboe** (Sr., WR), **Brian Davis** (Jr., K) and **Nathan Herrold** (Sr., LB). A-State's third team picks included **Taylor Stockemer** (Sr., WR), **Andrew Tryon** (So., DB) as a kick returner and **Chaz Scales** (Sr., DB).

BLUE RIBBON PRESEASON HONORS: The Blue Ribbon Preseason All-Sun Belt Conference Team included Arkansas State players **Josh Jarboe** (Sr., WR), **Ryan Aplin** (Sr., QB) and **Nathan Herrold** (Sr., LB).



Gus Malzahn was named the Red Wolves' 28th head football coach Dec. 14, 2011, bringing him back to his home state after most recently enjoying highly successful stints as a top assistant coach at three NCAA FBS universities that garnered national acclaim.

A name highly recognized throughout Arkansas and the nation, Malzahn comes to Arkansas State after serving as the offensive coordinator and quarterbacks coach at Auburn for the past three seasons. A native of Fort Smith, Malzahn was named the winner of the 2010 Frank Broyles Award, given annually to the nation's top collegiate assistant coach.

His innovative offense made an immediate and profound impact during his tenure at Auburn, highlighted by a record-setting offense in 2010 when the Tigers finished 14-0 and claimed the school's first national championship since 1957. The Auburn offense set nine school records, including points in a season (577), points per game (41.2), total yards (6,989), total offense (499.2), rushing yards (3,987), rushing touchdowns (41) and passing touchdowns (31). Malzahn's record-setting offense in 2010 led the Southeastern Conference and finished in the top 10 nationally in six statistical categories.

He coached Heisman Trophy winner Cam Newton during the Tigers run to the 2011 BCS National Championship. Under Malzahn's direction, Newton later became the overall No. 1 pick in the 2011 NFL Draft after producing one of the best single-season quarterback performances in collegiate history. Newton threw for 2,908 yards and 30 touchdowns, while rushing for 1,586 yards and an additional 20 touchdowns as Auburn finished 14-0 and defeated Oregon 22-19 in the BCS title game.

Newton also won the school's first-ever Davey O'Brien Award and Manning Award, given to the nation's top quarterback. He also claimed the Maxwell Award presented annually to college football's top player, while also earning Associated Press National Player of the Year and SEC Offensive Player of the Year awards.

He helped lead the Tigers to a 7-5 record this season, which will include an appearance in the Chick-fil-A Bowl on Dec. 31. The Malzahn-led Auburn offense had four players named to the All-SEC Team, including sophomore running back Michael Dyer, junior tight end Philip Lutzenkirchen, senior offensive lineman Brandon Mosley and junior running back Onterio McCalebb.

Malzahn's arrival in 2009 and style of offense marked a drastic turnaround from the 2008 season when Auburn struggled offensively. In a two-year period, the Tigers improved from a tie for 110th to 7th in the nation in scoring offense (from 17.3 to 41.2) and from 104th to 7th in total offense. It also took Auburn just six games in 2009 to score more points than it did in all 12 games in 2008.

Before coaching at Auburn, Malzahn spent two seasons at Tulsa, coordinating a Golden Hurricane offense that finished first nationally in total offense in 2007 and 2008. Tulsa's offense in 2007 established nine team school records and 12 individual records. The Hurricane also set nine Conference USA team records, while Tulsa quarterback Paul Smith broke an

NCAA record by throwing for at least 300 yards in 14 consecutive games.

Prior to his time at Tulsa, he coached one season at Arkansas, where he served as offensive coordinator, coached Heisman Trophy runner-up Darren McFadden and helped the Razorbacks finish fourth nationally in rushing offense at 228.5 yards per game. In fact, two of Malzahn's first three collegiate offenses ranked in the top 10 nationally in rushing, including the 2008 Tulsa team and 2006 Arkansas squad.

In 14 seasons as a high school head coach, Malzahn led seven teams to the state championship game and won three titles. Malzahn coached two quarterbacks, Josh Floyd and Rhett Lashlee, who set national passing records. Malzahn also tutored 2005 Gatorade, Parade Magazine and Rivals.com National Player of the Year Mitch Mustain at Springdale High School.

Malzahn is married to the former Kristi Otwell and they are the parents of two daughters, Kylie (23) and Kenzie (20).

MALZAHN AT A GLANCE

COACHING EXPERIENCE

- 1992-95 – Head Coach, Hughes High School
- 1996-00 – Head Coach, Shiloh Christian High School
- 2001-05 – Head Coach, Springdale High School
- 2006 – Offensive Coordinator, University of Arkansas
- 2007-08 – Asst. Head Coach, Co-Offensive Coord., Tulsa
- 2009-11 – Offensive Coordinator, Auburn

BOWL EXPERIENCE

- Player – 1984 Liberty Bowl
- Player – 1985 Holiday Bowl
- Coach – 2007 Capital One Bowl
- Coach – 2008 GMAC Bowl
- Coach – 2010 Outback Bowl
- Coach – 2011 BCS National Championship Game

PERSONAL

- Hometown – Fort Smith, Arkansas
- Wife – Former Kristi Otwell
- Children – Daughters Kylie (22) & Kenzie (18)
- College – Henderson State, B.A. 1990
- Playing Experience – Arkansas (1984-85), Henderson State (1988-89)



2012: 21 school records to his credit, including 7 season, 6 single-game and 8 career marks that stand atop the most successful in ASU history . . . *USA Today* Preseason Sun Belt Conference Player of the Year . . . Senior CLASS Award finalist . . . Athlon's, Blue Ribbon College Yearbook, Phil Steele's Preseason First Team All-Sun Belt Conference . . . Johnny Unitas Golden Arm Award Watch List . . . Manning Award Watch List . . . Walter Camp Watch List . . . Became the Sun Belt Conference's all-time leader in total offense.

2011: Named the 2011-12 Sun Belt Conference Male Student-Athlete of the Year, making him the second ASU player to win the league's highest honor over the last three years (Alex Carrington, 2009-10) . . . Named the Sun Belt Conference Player of the Year (one of just two players in ASU history to earn the league's highest football award) . . . First Team All-Sun Belt Conference for the second consecutive season . . . Sun Belt Conference Player of the Week twice . . . Little Rock Touchdown Club Player of the Year for Arkansas State University . . . College Football Performance Awards (CFPA) National Quarterback of the Year Watch List . . . Broke his own single-season school records for total offense (4,176 yards), total offense per game (321.2 ypg), pass completions (304), passing yards (3,588) and passing yards per game (276.0) . . . Put up impressive numbers that are among the best in the nation, ranking No. 10 in the country in total offense, No. 14 in passing yards, No. 20 in completions per game (23.38) and No. 33 in points responsible for (13.85 ppg) . . . Rushed for a career-best 588 yards that led the team and gives him 1,318 for his career . . . Recorded a team-high 10 rushing touchdowns . . . Ranked No. 1 in the Sun Belt Conference in total offense and total passing yards, No. 2 in pass efficiency, No. 4 in scoring (TDs), No. 7 in scoring and No. 9 in rushing yards . . . Became one of just two players in the history of the Sun Belt Conference to record over 3,000 yards total offense in two different seasons (2011 and 2010) . . . Ranked No. 2 in Sun Belt Conference history in single-season total offense, No. 4 in touchdowns responsible for (29) and No. 5 in passing yards . . . Preseason First Team All-Sun Belt Conference selection by Sporting News, Lindy's and Athlon Sports . . . Third Team All-SBC by Phil Steele's . . . Sporting News "best running quarterback" in the SBC . . . Lindy's "best scrambler" and "coolest in the clutch" in the SBC . . . ASU Athletic Director's Honor Roll.


2010: First Team All-Sun Belt Conference . . . CollegeFootballNews.com Sophomore All-America Team . . . Little Rock Touchdown Club's Arkansas State Player of the Year . . . Three-time Sun Belt Conference Offensive Player of the Week . . . Rivals.com Sun Belt Conference Player of the Week . . . Broke the single-season school records for total offense (3,416 yards), total offensive plays (548), pass completions (252), pass yards (2,939), passing touchdowns (21) and pass attempts (410) . . . 61.5 completion percentage was the second highest in school history . . . 2010 numbers placed him tied for second in Sun Belt Conference history in touchdowns responsible for (32), third in total plays, fourth in total offense, sixth in passing yards and passing touchdowns and seventh in completions for a single season . . . Nationally, ranked tied for 15th in points responsible for, 19th in total offense, 27th in passing yards per game and 51st in passing efficiency . . . led the Sun Belt Conference in total offense and touchdowns responsible for and ranked second in passing touchdowns, passing yards and completions and third in pass efficiency . . . Responsible for 70 percent of ASU's total offense that broke the school record and ranked second in the Sun Belt Conference . . . Threw at least one touchdown pass in every game and had at least one rushing touchdown in eight games . . . Recorded a school-record 438 passing yards against Louisiana-Lafayette, which was the most by a Sun Belt Conference player in 2010 and the 17th most in the nation . . . Broke the school record for completions (33) and total offense (442) in a game . . . Passed for at least 200 yards in nine games and recorded at least 200 yards of total offense in 11 outings . . . Connected with Taylor Stockemer for a 65-yard touchdown pass against Louisiana-Lafayette that was his longest completion of the year . . . Posted a long run of 40 yards against Troy . . . Preseason First Team All-Sun Belt Conference selection by *Sporting News*, *Lindy's* and *Athlon Sports* . . . Third Team All-SBC by *Phil Steele's* . . . *Sporting News* "best running quarterback" in the SBC . . . *Lindy's* "best scrambler" and "coolest in the clutch" in the SBC . . . Named to College Football Performance Awards national Quarterback of the Year Watch List . . . ASU Athletic Director's Honor Roll and Sun Belt Conference Commissioner's List member.

2009: Played in nine games, including three as a starter as a red-shirt freshman . . . Started three of last four games of the season . . . Completed 77 of 118 attempts for 889 yards with three touchdowns . . . Rushed 64 times for 253 yards and four touchdowns . . . Finished season with second most rushing yards and rushing touchdowns on the team . . . Posted a long completion of 64 yards and a long rush of 47 yards . . . Posted 362 yards of offense in the Red Wolves victory over North Texas, the most ever by an ASU freshman and the fifth most by any player in school history . . . Aplin posted his only 100-yard rushing game against the Mean Green, piling up 122 yards, and also threw for a career-high 240 yards . . . Threw for at least 146 yards in final five games of the season.


2008: Redshirted and participated on the scout team.

HIGH SCHOOL: Two-year varsity letterman . . . Recorded 1,300 passing yards and 350 rushing yards in seven games played . . . Posted 2,300 passing yards and 17 touchdowns, while also rushing for 650 yards and 15 touchdowns as a senior . . . Named Shrine Bowl MVP . . . 2006 and 2007 First Team All-County and Second Team All-District . . . Also was lettered in baseball and was an all-conference selection . . . Also recruited by Middle Tennessee.

PERSONAL: Born May 8, 1990 . . . Son of Lorice Aplin



ARKANSAS STATE UNIVERSITY







ALL-AMERICA & HEISMAN CANDIDATE

QUARTERBACK RYAN APLIN

CAREER ACCOLADES

- 2011 SUN BELT CONFERENCE PLAYER OF THE YEAR
- 2011-12 SUN BELT CONFERENCE STUDENT-ATHLETE OF THE YEAR
- 2012 PRESEASON SUN BELT CONFERENCE OFFENSIVE PLAYER OF THE YEAR
- 2012 WALTER CAMP FOOTBALL FOUNDATION PLAYER OF THE YEAR WATCH LIST
- 2012 DAVEY O'BRIEN WATCH LIST
- 2012 MANNING AWARD WATCH LIST
- 2012 JOHNNY UNITAS GOLDEN ARM WATCH LIST
- 2012 USA TODAY PRESEASON SUN BELT CONFERENCE PLAYER OF THE YEAR
- TWO-TIME FIRST TEAM ALL-SUN BELT CONFERENCE
- HOLDS 16 SCHOOL RECORDS
- NO. 4 IN THE NATION IN CAREER TOTAL OFFENSE AMONG CURRENT PLAYERS
- NO. 5 IN THE NATION IN CAREER PASSING YARDS AMONG CURRENT PLAYERS
- ATHLON'S, BLUE RIBBON COLLEGE YEARBOOK AND PHIL STEELE'S FIRST TEAM PRESEASON ALL-CONFERENCE



RYAN APLIN, #16
QB • 6-1, 205 • SR. (RS) • 3L
TAMPA, FLA. (FLEMING ISLAND)

APLIN'S CAREER PASSING STATISTICS						
Yr.	COMP	ATT	YDS	TD	INT	LG
2009	77	118	889	3	6	64
2010	252	410	2939	21	11	65
2011	304	476	3588	19	16	71
2012	236	355	2891	20	4	74
Totals	869	1359	10307	63	37	74

APLIN'S CAREER RUSHING STATISTICS					
Yr.	ATT	YDS	AVG.	TD	LG
2009	64	253	4.0	4	47
2010	138	477	3.5	11	40
2011	161	588	3.7	10	33
2012	90	379	4.2	5	38
Totals	453	1697	3.7	30	47

2012 ARKANSAS STATE FOOTBALL NOTES: NUMERICAL ROSTER

No.	Name	Pos.	Ht.	Wt.	Cl.	Exp	Hometown (previous school)
1	Carlos McCants	WR	5-11	185	Jr.-R	2L	Mobile, Ala. (LeFlore)
2	Taylor Stockemer	WR	6-4	210	Sr.-R	3L	Van Buren, Ark. (Van Buren)
2	Terrious Triplett	DB	6-1	185	Fr.-R	RS	Memphis, Tenn. (Ridgeway)
3	Josh Jarboe	WR	6-3	215	Sr.	1L	Decatur, Ga. (Northeast Mississippi CC)
3	Tyler Lindsey	LB	5-11	205	Fr.	HS	Hot Springs, Ark. (Lake Hamilton)
4	Brian Davis	K	5-11	160	Jr.	2L	Brentwood, Tenn. (Brentwood)
4	R.J. Fleming	WR	5-10	170	Jr.	2L	Natchez, Miss. (Trinity Episcopal Day School)
5	Don Jones	DB	6-1	208	Sr.	2L	Town Creek, Ala. (Miss. Gulf Coast CC)
6	Frankie Jackson	RB	5-9	185	So.-R	1L	Baton Rouge, La. (Capitol)
7	Julian Jones	WR	6-0	190	Jr.-R	2L	Germantown, Tenn. (Germantown)
8	Stephen Hogan	QB	6-4	205	Fr.-R	RS	Greenwood, Ark. (Greenwood)
8	Tausean Holmes	DB	5-10	190	Sr.	3L	Millington, Tenn. (Millington)
9	Rod Smith	RB	5-10	180	So.-R	1L	Dumas, Ark. (Dumas)
10	Artez Brown	DB	6-0	170	So.	1L	Newport, Ark. (Newport)
10	Zach Davis	QB	6-2	195	Fr.-R	RS	Harrisburg, Ark. (Harrisburg)
11	Phillip Butterfield	QB	6-2	215	Jr.-R	1L	Lake Hamilton, Ark. (Lake Hamilton)
11	Sterling Young	DB	6-2	182	So.-R	1L	Hoover, Ala. (Hoover)
12	Kyle Coleman	DB	6-1	215	So.	1L	Pine Bluff, Ark. (Watson Chapel)
13	Fredi Knighten	QB	5-10	160	Fr.	HS	Little Rock, Ark. (Pulaski Academy)
14	Dezmond Stegall	QB	6-1	208	Fr.	HS	Searcy, Ark. (Searcy)
15	Neely Sullivent	P	6-0	190	Sr.-R	2L	Bauxite, Ark. (Bauxite)
16	Ryan Aplin	QB	6-1	205	Sr.-R	3L	Tampa, Fla. (Fleming Island)
16	TeDarius Turner	DB	5-8	175	Fr.-R	RS	Memphis, Tenn. (Cordova)
18	Andre Smith	H-BACK	6-1	215	Sr.-R	3L	Killeen, Texas (Shoemaker)
19	Darion Griswold	TE	6-5	240	Fr.-R	RS	Dumas, Ark. (Dumas)
20	Cole Lorigan	DB	5-10	170	Sr.-R	3L	Hot Springs, Ark. (Hot Springs)
21	Sirgregory Thornton	RB	5-11	190	Jr.	2L	Memphis, Tenn. (Germantown)
22	Anthony Kincy	H-BACK	6-0	232	Sr.	1L	St. Petersburg, Fla. (Butte (CA) College)
23	J.D. McKissic	WR	5-10	185	Fr.-R	RS	Phenix City, Ala. (Central)
24	Andrew Tryon	DB	5-10	185	So.-R	1L	Little Rock, Ark. (Russellville)
25	David Oku	RB	5-10	195	Jr.	TR	Midwest City, Okla. (Tennessee)
25	Chaz Scales	DB	5-9	170	Sr.	3L	Franklin, Tenn. (Centennial)
26	DeKeathan Williams	ATH	6-1	200	Fr.	HS	West Helena, Ark. (Central)
27	Tres Houston	WR	6-2	183	So.	TR	College Park, Ga. (Northeast Mississippi CC)
28	Charleston Girley	DB	6-1	190	Fr.-R	RS	Pine Bluff, Ark. (Dollarway)
29	Chris Humes	DB	5-11	190	Fr.	HS	Hoover, Ala. (Spain Park)
30	Kelsey Collins	WR	5-8	170	So.-R	1L	Pine Bluff, Ark. (Pine Bluff)
31	Grant Gill	LB	6-1	210	So.-R	SQ	McGehee, Ark. (McGehee)
32	Ryan Jacobs	DB	6-1	185	So.-R	SQ	Evans, Ga. (Greenbrier)
33	Jonathan Victorian	DB	6-0	185	Sr.	2L	St. Louis, Mo. (Pattonville)
34	Booker Mayes	DB	5-11	162	Fr.	HS	Pine Bluff, Ark. (Dollarway)
35	Michael Gordon	RB	5-9	190	Fr.	HS	Camden, Miss. (Velma Jackson)
36	Tre' Fletcher	DB	5-8	183	Fr.	HS	Powder Springs, Ga. (McEachern)
37	Eddie Porter	LB/DE	6-3	235	Jr.	TR	Woodlands, Texas (Blinn (TX) College)
38	Rocky Hayes	RB	5-11	177	Fr.	HS	Heflin, Ala. (Clebume County)
39	Todd Mays	DB	5-11	200	Fr.	HS	Olive Branch, Miss. (Olive Branch)
40	Nathan Herrold	LB	6-3	235	Sr.-R	3L	Ozark, Mo. (Ozark)
41	LaAngelo Albright	LB	5-11	205	Jr.-R	2L	Prattville, Ala. (Prattville)
42	Chris Stone	DE	6-3	245	Fr.-R	RS	Daleville, Ala. (Daleville)
43	Kendrick Daniels	RB	5-7	155	Fr.	HS	Sulphur Springs, Texas (Sulphur Springs)
44	Brock Barnhill	DB	6-0	176	So.-R	SQ	Mountain Home, Ark. (Mountain Home)
44	Cody Prater	TE	6-0	215	Sr.-R	3L	Jonesboro, Ark. (Valley View)
45	Tyler Morris	DS	5-11	185	Fr.	HS	Adairsville, Ga. (Cartersville)
46	Christian Fluellen	RB	5-11	235	Fr.	HS	Duncanville, Texas (Duncanville)
47	Jason Card	LB	6-0	212	So.	HS	Memphis, Tenn. (Ridgeway)
48	Qushaun Lee	LB	5-11	225	So.-R	1L	Prattville, Ala. (Prattville)
50	Darius Buckley	LB	5-10	223	So.-R	RS	Memphis, Tenn. (Lambuth)
51	Cade Oliver	DS	6-3	220	Jr.-R	RS	Mansfield, Texas (Kilgore (TX) JC)

2012 ARKANSAS STATE FOOTBALL NOTES: NUMERICAL ROSTER

No.	Name	Pos.	Ht.	Wt.	Cl.	Exp	Hometown (previous school)
52	Quanterio Heath	LB	6-2	200	Fr.	HS	Rison, Ark. (Rison)
53	Nick Nelms	LB	5-11	225	Sr.	3L	Germantown, Tenn. (Houston)
54	Shervarius Jackson	DE	6-2	230	Sr.	1L	Fort Valley, Ga. (Fresno City (CA) College)
58	Tyler Greve	OL	6-3	290	So.-R	1L	Jonesboro, Ark. (Jonesboro)
59	Jake Campbell	OL	6-6	320	Jr.-R	2L	Belleville, Ill. (Belleville East)
60	Steven Haunga	OL	6-2	313	Jr.-R	RS	Richmond, Calif. (College of the Canyons (CA))
61	Colton Jackson	OL	6-5	240	Fr.	HS	Ozark, Ark. (Ozark)
63	Cliff Mitchell	OL	6-5	305	Jr.-R	2L	Jasper, Texas (Jasper)
64	Lamarcus Cole	DL	6-2	220	Fr.	HS	Little Rock, Ark. (Hall)
67	Aaron Williams	OL	6-5	324	Jr.-R	RS	Moss Point, Miss. (Ariz. Western College)
68	Bryce Giddens	OL	6-0	265	Fr.	HS	Moultrie, Ga. (Colquitt County)
69	Alan Wright	OL	6-4	295	So.-R	1L	Cave City, Ark. (Cave City)
70	Devin Mondie	OL	6-6	300	Fr.	HS	Olive Branch, Miss. (Olive Branch)
71	Steven Stevens	OL	6-4	265	Fr.-R	RS	Bay Minette, Ala. (Baldwin County)
72	Kevin Galindo	OL	6-5	285	Sr.	1L	Concord, Calif. (Laney (CA) College)
73	Travis Bodenstein	OL	6-5	310	So.	TR	Springdale, Ark. (Kansas)*
74	Zack McKnight	OL	6-4	300	Sr.-R	1L	Salter, Calif. (Mendocina Junior College)
75	Michael Flint	OL	6-3	297	Fr.	HS	Oxford, Ala. (Oxford)
76	Austin Moreton	DL	6-3	295	Fr.	HS	Fort Smith, Ark. (Southside)
77	Dexter Blackmon	DL	6-4	283	Jr.	TR	Selma, Ala. (Coffeyville (Kan.) CC)
78	Quintaz Struble	DL	6-2	235	Fr.	HS	Oklahoma City, Okla. (Heritage Hall)
79	Jemar Clark	OL	6-6	305	Fr.	HS	McCrary, Ark. (McCrary)
80	William Boyd	WR	6-1	195	So.-R	SQ	Cave City, Ark. (Cave City)
81	Ryan Wilbourn	K/P	5-10	157	Sr.-R	2L	Searcy, Ark. (Searcy)
82	Warren Leapheart	WR	6-4	205	Fr.	HS	Morrilton, Ark. (Morrilton)
84	Derek Keaton	WR	5-11	170	Fr.	HS	Camden, Ark. (Camden Fairview)
85	Kedric Murry	TE	6-3	265	Sr.-R	3L	Pleasant Grove, Ala. (Pleasant Grove)
86	Kendall Bruce	WR	5-10	190	Fr.	HS	Little Rock, Ark. (Pulaski Academy)
87	Kenneth Rains	TE	6-4	250	So.-R	1L	Hot Springs, Ark. (Lake Hamilton)
88	Max Coffin	P	5-11	180	Fr.	HS	Fayetteville, Ark. (Fayetteville)
89	Taylor Mason	WR	6-0	166	Fr.-R	RS	Jonesboro, Ark. (Valley View)
90	Ronnell Wright	DL	6-3	285	Sr.	1L	Savannah, Ga. (Butte (CA) College)
91	Timothy Starson	DE	6-5	255	Sr.-R	3L	Fort Smith, Ark. (Northside)
92	Darrius Rosser	DL	6-4	260	Fr.	HS	Marion, Ark. (Marion)
93	Darius Dunaway	DL	6-5	260	Jr.-R	2L	Monroe, La. (Carroll)
94	Markel Owens	DL	6-2	280	So.-R	1L	Jackson, Tenn. (Liberty Tech)
95	Hunter Shantz	DL	6-3	210	Fr.	HS	Cape Girardeau, Mo. (Cape Central)
96	John Gandy	DE	6-0	245	Jr.	TR	Houston, Texas (Blinn (Texas) College)
97	Amos Draper	DL	6-3	270	Jr.-R	2L	Tanner, Ala. (Tanner)
98	Ryan Carrethers	DL	6-2	310	Jr.-R	2L	Nashville, Tenn. (Brentwood Academy)
99	Luke Ferguson	K	6-0	195	Fr.	HS	Jonesbor, Ark. (Jonesboro)

*Due to NCAA transferring rules, will not be eligible to compete in a game until the 2013 season

PRONUNCIATION GUIDE

Taylor Stockemer.....stock-IH-mer
 Josh Jarboe.....jar-BOW
 Tausean HolmesTUH-shawn
 Devin Mondie.....MAHN-Dee
 Allen Muse.....MUCE
 Qushaun Lee.....QUH-shawn
 Steven HaungaHONG-uh
 Markel OwensMAHR-Kell
 David OkuOh-KOO
 Quintaz StrubleSTREW-Bull

OFFENSE

LEFT TACKLE

- 67 Aaron Williams (6-5, 298, Jr.)
- 72 Kevin Galdino (6-5, 263, Sr.)

LEFT GUARD

- 60 Steven Haunga (6-1, 315, Jr.)
- 58 Tyler Greve (6-3, 277, So.)

CENTER

- 68 Bryce Giddens (6-0, 285, Fr.)
- 58 Tyler Greve (6-3, 277, So.)

RIGHT GUARD

- 63 Cliff Mitchell (6-5, 277, Jr.-R)
- 69 Alan Wright (6-4, 295, So.-R)

RIGHT TACKLE

- 74 Zack McKnight (6-4, 300, Sr.)
- 71 Steven Stevens (6-4, 268, Fr.-R)

QUARTERBACK

- 16 Ryan Aplin (6-1, 199, Sr.)
- or 11 Phillip Butterfield (6-2, 211, Jr.)
- 13 Fredi Knighten (5-10, 192, Fr.)

RUNNING BACK

- 25 David Oku (5-10, 199, Jr.)
- 6 Frankie Jackson (5-9, 197, So.-R)

WIDE RECEIVER

- 3 Josh Jarboe (6-3, 198, Sr.)
- 84 Derek Keaton (5-11, 169, Fr.)

WIDE RECEIVER

- 2 Taylor Stockemer (6-4, 211, Sr.)
- 23 J.D. McKissic (5-10, 184, Fr.-R)

WIDE RECEIVER

- 7 Julian Jones (6-0, 190, Jr.-R)
- 1 Carlos McCants (5-11, 194, Jr.)

TIGHT END/H-BACK

- 22 Anthony Kincy (6-0, 232, Sr.)
- 18 Andre Smith (6-1, 215, Sr.)
- or 19 Darrion Griswold (6-5, 240, Fr.-R)

DEFENSE

DEFENSIVE END

- 91 Tim Starson (6-5, 255, Sr.)
- 93 Darius Dunaway (6-5, 274, Jr.)

DEFENSIVE TACKLE

- 90 Ronnell Wright (6-3, 285, Sr.)
- 97 Amos Draper (6-3, 270, Jr.)

DEFENSIVE TACKLE

- 98 Ryan Carrethers (6-2, 310, Jr.-R)
- 77 Dexter Blackmon (6-4, 273, Jr.)

DEFENSIVE END

- 37 Eddie Porter (6-3, 235, Jr.)
- 42 Chris Stone (6-3, 251, Fr.-R)

WOLF LINEBACKER

- 48 Qushaun Lee (5-11, 232, Jr.-R)
- 53 Nick Nelms (5-11, 225, Sr.)

MIKE LINEBACKER

- 40 Nathan Herrold (6-3, 235, Sr.)
- 41 LaAngelo Albright (5-11, 205, Jr.-R)

STING LINEBACKER

- 5 Don Jones (6-1, 195, Sr.)
- 12 Kyle Coleman (6-1, 210, So.)

CORNERBACK

- 25 Chaz Scales (5-9, 167, Sr.)
- 33 Jonathan Victorian (6-0, 185, Sr.)

FREE SAFETY

- 11 Sterling Young (6-2, 182, So.-R)
- 8 Tausean Holmes (5-10, 190, Sr.)

STRONG SAFETY

- 29 Chris Humes (5-11, 190, Fr.)
- 20 Cole Lorigan (5-11, 168, Sr.)

CORNERBACK

- 10 Artez Brown (6-0, 174, So.)
- 24 Andrew Tryon (5-10, 185, So.-R)

SPECIALISTS

PLACE KICKER

- 4 Brian Davis (5-11, 182, Jr.)
- 99 Luke Ferguson (6-0, 193, Fr.)

KICKOFFS

- 99 Luke Ferguson (6-0, 193, Fr.)
- 81 Ryan Wilbourn (5-10, 157, Sr.)

PUNTER

- 15 Neely Sullivent (6-0, 195, Sr.)
- 81 Ryan Wilbourn (5-10, 157, Sr.)

KICK RETURN

- 25 David Oku (5-10, 199, Jr.)
- 38 Rocky Hayes (5-11, 177, Fr.)

PUNT RETURN

- 38 Rocky Hayes (5-11, 177, Fr.)
- 23 J.D. McKissic (5-10, 184, Fr.-R)

HOLDER

- 15 Neely Sullivent (6-0, 195, Sr.)
- 81 Ryan Wilbourn (5-10, 157, Sr.)

LONGSNAPPER

- 51 Cade Oliver (6-3, 209, Jr.)
- 10 Zach Davis (6-2, 179, Fr.-R)

2012 ARKANSAS STATE FOOTBALL NOTES: INDIVIDUAL CAREER HIGHS (OFFENSE)

#1 CARLOS McCANTS, WR, JR.

Receptions	.5 vs. Northern Illinois (1-8-12)
Receiving Yards	.50 vs. Louisiana-Monroe (9-18-10)
Longest Reception	.54 vs. Alcorn State (9-22-12)
Receiving Touchdowns	.1 at Oregon (9-1-12)

#2 TAYLOR STOCKEMER, WR, SR.

Receptions	.11 vs. Northern Illinois (1-8-12)
Receiving Yards	.185 vs. Northern Illinois (1-8-12)
Longest Reception	.65 at Louisiana-Lafayette (9-11-10)
Receiving Touchdowns	.2, twice (last vs. Louisiana-Lafayette, 11-12-11)

#3 JOSH JARBOE, WR, JR.

Receptions	.13 at Oregon (9-1-12)
Receiving Yards	.162 vs. Memphis (9-10-11)
Longest Reception	.71 vs. Memphis (9-10-11)
Receiving Touchdowns	.2 vs. Memphis (9-10-11)
Rushes	.4 at Oregon (9-1-12)
Rushing Yards	.13 at Oregon (9-1-12)
Longest Rush	.7 at Oregon (9-1-12)

#4 BRIAN DAVIS, K, JR.

Extra Point Attempts	.8 vs. Alcorn State (9-22-12)
Extra Points Made	.8 vs. Alcorn State (9-22-12)
Field Goals Attempted	.6 vs. UCA (9-24-11)
Field Goals Made	.6 vs. UCA (9-24-11)
Longest Field Goal	.47, twice (last at Louisiana-Lafayette, 10-23-12)
Points Scored	.23 vs. UCA (9-24-11)

#4 R.J. FLEMING, WR, JR.

Receptions	.8 at WKU (10-1-11)
Receiving Yards	.55 vs. Western Kentucky (11-13-10)
Longest Reception	.23 at Louisiana-Lafayette (10-23-12)
Rushes	.3 vs. Louisville (10-2-10)
Rushing Yards	.24 vs. Louisville (10-2-10)
Longest Rush	.17 vs. Louisville (10-2-10)
Kickoff Returns	.3 at ULM (10-8-11)
Longest Kickoff Return	.81 at Navy (11-20-10)

#6 FRANKIE JACKSON, RB, SO.

Rushes	.17 at Louisiana-Lafayette (10-23-12)
Rushing Yards	.101 vs. Memphis (9-10-11)
Longest Rush	.48 vs. Memphis (9-10-11)
Rushing Touchdowns	.2, twice (last at Louisiana-Lafayette, 10-23-12)
Receptions	.2, five times times (last vs. Memphis, 9-8-12)
Receiving Yards	.44 vs. FIU (10-18-11)
Long Reception	.40 at ULM (10-8-11)
Kickoff Returns	.3 vs. South Alabama (10-13-12)
Kickoff Return Yards	.67 vs. South Alabama (10-13-12)
Longest Kickoff Return	.27, twice (last vs. South Alabama, 10-13-12)

#7, JULIAN JONES, JR., WR

Receptions	.2, three times (last vs. ULM, 11-8-12)
Receiving Yards	.81 vs. ULM, 11-8-12)
Longest Receptions	.72 at Oregon (9-1-12)
Receiving Touchdowns	.1, six times (last at Troy, 11-17-12)

#9 ROD SMITH, RB, SO.

Rushes	.13 vs. Alcorn State (9-22-12)
Rushing Yards	.104 vs. Alcorn State (9-22-12)
Rushing Touchdowns	.1 vs. Alcorn State (9-22-12)
Longest Rush	.15 vs. UCA (9-24-11)
Receptions	.2 at ULM (10-8-11)
Long Reception	.2 at ULM (10-8-11)

#13 FREDI KNIGHTEN, QB, FR.

Pass Attempts	.2, twice (last vs. Alcorn State, 9-22-12)
Completions	.2 vs. Alcorn State (9-22-12)
Passing Yards	.40 vs. Alcorn State (9-22-12)
Longest Pass	.33 vs. Alcorn State (9-22-12)
Passing Touchdowns	.1 vs. Western Kentucky (9-29-12)
Rushes	.4 vs. Memphis (9-8-12)
Rushing Yards	.37 vs. Alcorn State (9-22-12)
Longest Rush	.35 vs. Alcorn State (9-22-12)

#15 NEELY SULLIVENT, P, SR.

Punts	.6, five times (last at Florida International, 10-4-12)
Punting Yards	.273 vs. Florida Atlantic (10-23-10)
Average per Punt	.57.0 at Illinois (9-3-11)
Longest Punt	.67 at Illinois (9-3-11)
Inside 20	.3, three times (last at Indiana, 10-16-10)

#16 RYAN APLIN, QB, SR.

Pass Attempts	.58 vs. Northern Illinois (1-8-12)
Completions	.37 at WKU (10-1-11)
Passing Yards	.438 at Louisiana-Lafayette (9-11-10)
Long Pass	.74 at Florida International (10-4-12)
Passing Touchdowns	.4 at Troy (11-17-12)
Rushing Yards	.164 vs. FIU (10-18-11)

Rushing Touchdowns	.4 at Florida Atlantic (11-5-11)
Total Offense	.454 at Troy (11-17-12)
TD's Responsible For	.5, twice (last at Florida Atlantic, 11-5-11)

#18 ANDRE SMITH, H-BACK, SR.

Pass Attempts	.12 vs. Memphis (9-10-11)
Completions	.10 vs. Memphis (9-10-11)
Passing Yards	.101 vs. Memphis (9-10-11)
Long Pass	.30 vs. Memphis (9-10-11)
Passing Touchdowns	.1 vs. Memphis (9-10-11)
Receptions	.2 at Auburn (9-4-10)
Receiving Yards	.19 at Auburn (9-4-10)
Longest Reception	.14 at Auburn (9-4-10)
Rushes	.11 vs. UCA (9-24-11)
Rushing Yards	.60 vs. UCA (9-24-11)
Longest Rush	.21 vs. UCA (9-24-11)

#19 DARION GRISWOLD, TE, FR.

Receptions	.3 at Florida International (10-4-12)
Receiving Yards	.51 at Florida International (10-4-12)
Longest Reception	.29 at Florida International (10-4-12)

#21 SIRGREGORY THORNTON, RB, JR.

Rushes	.9 vs. Louisville (10-2-10)
Rushing Yards	.78 vs. Louisville (10-2-10)
Longest Rush	.40 vs. Memphis (9-10-11)
Rushing Touchdowns	.1, twice (last vs. Alcorn State, 9-22-12)
Receptions	.4 at Indiana (10-16-10)
Receiving Yards	.54 at Indiana (10-16-10)
Longest Reception	.22 at Indiana (10-16-10)
Receiving Touchdowns	.1 at Indiana (10-16-10)

#22 ANTHONY KINCY, H-BACK, SR.

Receptions	.2, four times (last at Florida International, 10-4-12)
Receiving Yards	.26 at Florida International (10-4-12)
Longest Reception	.25 at Florida International (10-4-12)
Receiving Touchdowns	.1, twice (last vs. Western Kentucky, 9-29-12)

#23 J.D. McKISSIC, WR, FR.

Receptions	.12, twice (last at Troy, 11-17-12)
Receiving Yards	.138 at Troy (11-17-12)
Longest Reception	.74 at Florida International (10-4-12)
Receiving Touchdowns	.1, four times (last at Troy, 11-17-12)

#25 DAVID OKU, RB, JR.

Rushes	.25 vs. Memphis (9-8-12)
Rushing Yards	.131 vs. ULM (11-8-12)
Longest Rush	.40 at Troy (11-17-12)
Rushing Touchdowns	.3, twice (last vs. ULM, 11-8-12)
Receptions	.3, three times (last at Louisiana-Lafayette, 10-23-12)
Receiving Yards	.43 at Troy (11-17-12)
Longest Reception	.43 at Troy (11-17-12)
Kickoff Returns	.4 at Oregon (9-1-12)
Kickoff Return Yards	.71 at Oregon (9-1-12)
Longest Kickoff Return	.22 at Oregon (9-1-12)

#35 MICHAEL GORDON, RB, FR.

Rushes	.6 vs. Alcorn State (9-22-12)
Rushing Yards	.34 vs. Alcorn State (9-22-12)
Longest Rush	.15 vs. Alcorn State (9-22-12)
Receptions	.1 vs. Alcorn State (9-22-12)
Receiving Yards	.7 vs. Alcorn State (9-22-12)

#38 ROCKY HAYES, RB, FR.

Rushes	.7 at North Texas (11-3-12)
Rushing Yards	.86 at Louisiana-Lafayette (10-23-12)
Longest Rush	.73 at Florida International (10-4-12)
Receptions	.3 at Troy (11-17-12)
Receiving Yards	.15 at North Texas (11-3-12)
Longest Reception	.9 at North Texas (11-3-12)
Kickoff Returns	.4, twice (last at Troy, 11-17-12)
Kickoff Return Yards	.72 at Troy (11-17-12)
Long Kickoff Return	.36 at Troy (11-17-12)
Punt Returns	.2 at Louisiana-Lafayette (10-23-12)
Punt Return Yards	.22 at Nebraska (9-15-12)
Longest Punt Return	.22 at Nebraska (9-15-12)

#84 DEREK KEATON, WR, FR.

Receptions	.1 vs. Alcorn State (9-22-12)
Receiving Yards	.33 vs. Alcorn State (9-22-12)
Longest Reception	.33 vs. Alcorn State (9-22-12)

#85 KEDRIC MURRY, TE, SR.

Receptions	.4 at Florida Atlantic (11-14-09)
Receiving Yards	.44 at Florida Atlantic (11-14-09)
Longest Reception	.43 at Nebraska (9-12-09)
Touchdown Receptions	.1, three times (last at North Texas, 11-3-12)

2012 ARKANSAS STATE FOOTBALL NOTES: INDIVIDUAL CAREER HIGHS (DEFENSE)

#5 DON JONES, DB, SR.

Tackles12 vs. Western Kentucky (9-29-12)
Tackles for Loss1.5 vs. South Alabama (10-13-12)
Sacks1 at Illinois (9-3-11)
Interceptions1, twice (last vs. Alcorn State, 9-22-12)
Pass Break-up2 at ULM (10-8-11)
Kickoff Returns1 at Illinois (9-3-11)
Kickoff Return Yards17 at Illinois (9-3-11)

#8 TAUSEAN HOLMES, DB, SR.

Tackles8 vs. Louisiana-Monroe (9-18-10)
Tackles For Loss3 at Middle Tennessee (11-19-11)
Forced Fumbles1, three times (last vs. Troy, 12-3-11)
Interceptions1, twice (last at Louisiana-Lafayette, 10-23-12)
Pass Break-up2 at Middle Tennessee (11-19-11)
Kickoff Returns1 at Auburn (9-4-10)
Kickoff Return Yards13 at Auburn (9-4-10)

#10 ARTEZ BROWN, DB, SO.

Tackles5, twice (last at North Texas, 11-3-12)
Tackles for Loss2 at Louisiana-Lafayette (10-23-12)
Sacks1 at Louisiana-Lafayette (10-23-12)
Pass break-up1 vs. South Alabama (10-13-12)
Kickoff Returns2 at Illinois (9-3-11)
Kickoff Return Yards27 at Illinois (9-3-11)
Long Kickoff Return17 at Illinois (9-3-11)

#11 STERLING YOUNG, S, SO.

Tackles13 vs. ULM (11-8-12)
Tackles For Loss1.5 vs. FIU (10-18-11)
Sacks1 vs. FIU (10-18-11)
Interceptions1, three times (last at North Texas, 11-3-12)
Pass Break-up3 vs. ULM, 11-8-12
Fumbles Recovered1, three times (last at North Texas, 11-3-12)

#12 KYLE COLEMAN, DB, SO.

Tackles7 vs. Alcorn State (9-22-12)
Tackles for Loss2 vs. Alcorn State (9-22-12)
Fumbles Recovered1 at Troy (11-17-12)

#20 COLE LORIGAN, DB, SR.

Tackles8, twice (last vs. South Alabama, 10-13-12)
Tackles for Loss0.5 vs. ULM (11-8-12)
Fumbles Recovered1 vs. Troy (12-3-11)
Pass Break-up1 at Oregon (9-1-12)

#24 ANDREW TRYON, DB, SO.

Tackles6 at Oregon (9-1-12)
Pass break-up3 at North Texas (11-3-12)
Kickoff Returns4 vs. Northern Illinois (1-8-12)
Kickoff Return Yards114 vs. Northern Illinois (1-8-12)
Longest Kickoff Return60 at Florida Atlantic (11-5-12)

#25 CHAZ SCALES, CB, SR.

Tackles10 at ULM (10-8-11)
Tackles For Loss1, twice (last at Florida Atlantic, 11-5-11)
Sacks0.5 at Virginia Tech (9-17-11)
Interceptions1, three times (last at Louisiana-Lafayette, 10-23-12)
Fumbles Recovered1 at Troy (9-25-10)
Pass Break-up4 vs. Troy (12-3-11)

#29, CHRIS HUMES, DB, FR.

Tackles7 vs. Alcorn State (9-22-12)

#33, JONATHAN VICTORIAN, DB, SR.

Tackles2, twice (last vs. Memphis, 9-8-12)

#37, EDDIE PORTER, LB/DE, JR.

Tackles7 vs. Western Kentucky (9-29-12)
Tackles for Loss1.5 vs. Western Kentucky (9-29-12)
Sacks1, twice (last at Louisiana-Lafayette, 10-23-12)
Forced Fumbles1, four times (last at North Texas, 11-3-12)
Fumble Recoveries1 at Nebraska (9-15-12)

#40 NATHAN HERROLD, LB, SR.

Tackles17 vs. South Alabama (10-13-12)
Tackles For Loss2 at Nebraska (9-15-12)
Forced Fumbles1, four times (last at Nebraska, 9-15-12)
Fumbles Recovered1, three times (last vs. ULM, 11-8-12)
Sacks1, four times (last at Troy, 11-17-12)
Interceptions1, twice (last vs. ULM, 11-8-12)

Pass Break-up2 vs. Alcorn State (9-22-12)

#41 LAANGELO ALBRIGHT, LB, JR.

Tackles4, twice (last vs. Alcorn State, 9-22-12)
Tackles For Loss0.5, twice (last vs. Alcorn State, 9-22-12)

#42, CHRIS STONE, DE, FR.

Tackles6 vs. South Alabama (10-13-12)
Tackles for Loss1, twice (last vs. Memphis, 9-8-12)
Sacks0.5 vs. South Alabama (10-13-12)
Interceptions1 at Louisiana-Lafayette (10-23-12)
Pass break-ups1, twice (last vs. ULM, 11-8-12)

#48 QUSHAUN LEE, LB, SO.

Tackles15 at Nebraska (9-15-12)
Tackles For Loss1, five times (last at North Texas, 11-3-12)
Sacks0.5 at Virginia Tech (9-17-11)
Interceptions1, three times (last vs. Florida International, 10-4-12)
Pass Break-Ups1, three times (last vs. South Alabama, 10-13-12)
Forced Fumbles1, twice (last at Troy, 11-17-12)
Fumble Recoveries1 at Nebraska (9-15-12)

#53 NICK NELMS, LB, SR.

Tackles10 vs. South Alabama (10-13-12)
Tackles For Loss2 vs. Western Kentucky (9-29-12)
Sacks0.5 at Oregon (9-1-12)
Fumbles Forced1, three times (last vs. ULM, 11-8-12)
Interceptions1 at Western Kentucky (12-3-09)
Fumble Recoveries1 at Auburn (9-4-10)

#54, SHERVARIUS JACKSON, DE, SR.

Tackles3 at Florida International (10-4-12)
Tackles for Loss1.5 at Oregon (9-1-12)
Sacks1 at Nebraska (9-15-12)

#77, DEXTER BLACKMON, DL, JR.

Tackles4 vs. Alcorn State (9-22-12)
Tackles for Loss0.5 vs. Alcorn State (9-22-12)

#90 RONNELL WRIGHT, DL, SR.

Tackles6 at Nebraska (9-15-12)
Tackles For Loss1.5 vs. Memphis (9-10-11)
Sacks1, twice (last at Florida International, 10-4-12)
Fumble Recoveries1 vs. Alcorn State (9-22-12)
Pass break-ups1, twice (last vs. ULM, 11-8-12)

#91 TIM STARSON, DE, SR.

Tackles8, twice (last vs. ULM, 11-8-12)
Tackles For Loss3 vs. Alcorn State (9-22-12)
Sacks2 vs. ULM (11-8-12)
Fumbles Forced1 at Illinois (9-3-11)
Blocked Kicks3 vs. Louisiana-Monroe (9-18-10)
Blocked Extra Points2 vs. Louisiana-Monroe (9-18-10)
Blocked Field Goals1 vs. Louisiana-Monroe (9-18-10)

#93, DARIUS DUNAWAY, DE, JR.

Tackles3 vs. UCA (9-24-11)
Tackles for Loss1 vs. Alcorn State (9-22-12)
Sacks1 vs. Alcorn State (9-22-12)

#94, MARKEL OWENS, DL, SO.

Tackles3 at Oregon (9-1-12)

#96, JOHN GANDY, DE, JR.

Tackles1 at Oregon (9-1-12)
Tackles For Loss1 at Oregon (9-1-12)

#97 AMOS DRAPER, DL, JR.

Tackles7 at Navy (11-20-10)
Tackles For Loss3 at Troy (9-25-10)
Sacks1, four times (last vs. ULM, 11-8-12)
Fumbles Forced1, three times (last at Louisiana-Lafayette, 10-23-12)
Fumbles Recovered1 vs. Middle Tennessee (11-2-10)
Blocked Field Goals1 at Louisiana-Lafayette (9-11-10)

#98 RYAN CARRETHERS, DL, JR.

Tackles10, twice (last vs. South Alabama, 10-13-12)
Tackles for Loss1, four times (last at North Texas, 11-3-12)
Sacks1 at WKU, 10-11-11
Fumble Recoveries1 at Nebraska, 9-15-12

TEAM

SHUT OUT AN OPPONENT

ASU: 9-22-12 vs. Alcorn State (56-0)

OPP: 11-1-08, No. 2 Alabama (35-0)

RUSHED FOR OVER 250 YARDS

ASU: 10-23-12 at Louisiana-Lafayette (50 for 257 yards)

OPP: 9-15-12 at Nebraska (59 carries for 347 yards)

RUSHED FOR OVER 300 YARDS

ASU: 9-22-12 vs. Alcorn State (56 for 396 yards)

OPP: 9-15-12 at Nebraska 59 carries for 347 yards)

PASSED FOR OVER 300 YARDS

ASU: 11-17-12 at Troy (28-of-42 for 369 yards)

OPP: 11-17-12 at Troy (28-of-38 for 447 yards)

HAD OVER 500 YARDS OF TOTAL OFFENSE

ASU: 11-17-12 at Troy (595 yards: 226 rush, 369 pass)

OPP: 11-17-12 at Troy (518 yards: 71 rush, 447 pass)

HAD OVER 600 YARDS OF TOTAL OFFENSE

ASU: 9-8-12 vs. Alcorn State (634 yards: 396 rush, 238 pass)

OPP: 9-1-12 at Oregon (605 yards: 308 pass, 297 rush)

RECORDED 30 OR MORE FIRST DOWNS

ASU: 11-17-12 at Troy (33)

OPP: 9-1-12 at Oregon (34)

FAILED TO RUSH FOR 100 YARDS

ASU: 1-8-12 vs. Northern Illinois (29 carries for 28 yards)

OPP: 11-17-12 at Troy (33 carries for 71 yards)

FAILED TO PASS FOR OVER 100 YARDS

ASU: 11-1-08 at No. 2 Alabama (8 of 17 for 67 yards)

OPP: 9-22-12 vs. Alcorn State (14 of 27 for 32 yards)

HELD AN OPPONENT UNDER 200 YARDS TOTAL OFF.

ASU: 9-22-12 vs. Alcorn State (130 yards: 98 rush, 32 pass)

OPP: 11-1-08, No. 2 Alabama (158 yards : 91 rushing, 67 passing)

SCORED A SAFETY

ASU: 9-3-11 at Illinois

OPP: 11-3-12, at North Texas

SCORED 50 OR MORE POINTS

ASU: 10-23-12 at Louisiana-Lafayette (50-27)

OPP: 9-1-12 at Oregon (57-34)

INDIVIDUAL

PLAYER RUSHED FOR 100 YARDS

ASU: 11-8-12, David Oku (vs. ULM), 22 carries for 131 yards

OPP: 9-29-12, A. Andrews (Western Ky.), 29 carries for 215 yards

PLAYER RUSHED FOR 200 YARDS

ASU: 9-6-08, Derek Lawson vs. TX Southern (18 for 209 yards)

OPP: 9-29-12, A. Andrews (Western Ky.), 29 carries for 215 yards

TWO OR MORE PLAYERS RUSHED FOR 100 YARDS

ASU: 11-28-09 vs. North Texas: R. Aplin (16 carries for 122 yards) and Reggie Arnold (23 carries for 111 yards)

OPP: 10-2-10, Blial Powell (21 carries for 157 yards); Vic Anderson (18 carries for 108 yards) of Louisville

TWO OR MORE PLAYERS WITH 100 YARDS RECEIVING

ASU: 11-17-12 at Troy: J.D. McKissic (12 receptions for 138 yards) and Taylor Stockemer (6 receptions for 117 yards)

OPP: 10-23-12 at ULL: Darryl Surgent (5 receptions for 107 yards) and Jamal Robinson (5 receptions for 106 yards)

PLAYER PASSED FOR 300 YARDS

ASU: 11-8-12, Ryan Aplin vs. ULM (26-34-1 for 334 yards)

OPP: 11-8-12, Cody Wells, ULM (37-53-1 for 357 yards)

PLAYER PASSED FOR 400 YARDS

ASU: 9-11-10, Ryan Aplin at UL Lafayette (25-45-1 for 438 yards)

OPP: 11-7-12, Corey Robinson, Troy (26-35-0 for 417 yards)

RETURNED A KICKOFF FOR A TOUCHDOWN

ASU: 2001, James Hickenbotham vs. Idaho (93-yards)

OPP: 10-11-08, Luther Ambrose, ULM (91 yards)

RETURNED A PUNT FOR A TOUCHDOWN

ASU: 9-27-07, Kevin Jones vs. Memphis (89 yards)

OPP: 11-3-07, L. Singleton, FIU (80 yards)

RETURNED AN INTERCEPTION FOR A TOUCHDOWN

ASU: 9-24-11, Sterling Young (vs. UCA) (31 yards)

OPP: 11-17-12, Brynden Trawick, Troy (70 yards)

RETURNED A FUMBLE FOR A TOUCHDOWN

ASU: 9-22-12, Ronnell Wright vs. Alcorn State (7 yards)

OPP: 9-8-12, Wyton McManis, Memphis (0 yards)

BLOCKED AN OPPONENT'S PUNT

ASU: 12-3-11, Qushaun Lee vs. Troy

OPP: 10-13-12, Maleki Harris (South Alabama)

RETURNED A BLOCKED PUNT FOR A TOUCHDOWN

ASU: 12-3-11, Qushaun Lee (block) and Don Jones (TD) vs. Troy (12 yards)

OPP: 9-8-12, Anthony Watson (block) and Teven Jones (TD), Memphis (0 yards)

RETURNED A BLOCKED FIELD GOAL FOR A TD

ASU: 2000, Hanis Bowens vs. North Carolina State (80 yards)

OPP: 2004, Terryl Fenton, UL-Lafayette (80-yards)

RUN FROM SCRIMMAGE OF 50 YARDS OR MORE

ASU: 10-23-12, Rocky Hayes at Louisiana-Lafayette (57 yards)

OPP: 9-11-10, Kevis Streeeter (UL Lafayette), 71 yards

9-11-10, Chris Masson (UL Lafayette), 60 yards

PASS FROM SCRIMMAGE OF 50 YARDS OR MORE

ASU: 11-8-12, 70 yds vs. ULM (Ryan Aplin to Taylor Stockemer)

OPP: 11-17-12, 51 yards at Troy (Corey Robinson to Chip Reeves)

MADE 50+ YARD FIELD GOAL

ASU: 9-10-11, 56 yards (Bobby Zalud vs. Memphis)

OPP: 9-23-06, 50 yards (T. Morstead, SMU)

2012 ARKANSAS STATE STARTING LINEUPS

OFFENSE

	QB	RB	H-BACK	WR/TE	WR	WR	LT	LG	C	RG	RT
OREGON	Aplin	Oku	Kincy	McCants	Jones	Muse	Williams	Haunga	Allen	Mitchell	McKnight
MEMPHIS	Aplin	Oku	Kincy	McCants	Jones	Jarboe	Williams	Haunga	Giddens	Wright	McKnight
NEBRASKA	Aplin	Hayes	Kincy	Murry	Jones	Jarboe	Williams	Haunga	Giddens	Wright	McKnight
ALCORN STATE	Aplin	Oku	Kincy	McCants	Jones	Hayes	Williams	Haunga	Giddens	Wright	McKnight
WKU	Aplin	Oku	Kincy	McCants	Jones	Hayes	Williams	Haunga	Giddens	Wright	McKnight
FIU	Aplin	Oku	Kincy	Griswold	McKissic	Jarboe	Williams	Haunga	Giddens	Wright	McKnight
USA	Aplin	Oku	Kincy	McCants	Jones	McKissic	Williams	Haunga	Giddens	Wright	McKnight
UL Lafayette	Aplin	Oku	Kincy	Stockemer	McKissic	Jarboe	Williams	Haunga	Giddens	Mitchell	McKnight
North Texas	Aplin	Oku	Kincy	Stockemer	McCants	Hayes	Williams	Haunga	Giddens	Mitchell	McKnight
ULM	Aplin	Oku	Murry	Stockemer	McKissic	Jarboe	Williams	Haunga	Giddens	Mitchell	McKnight
TROY	Aplin	Oku	Kincy	Stockemer	McKissic	Jarboe	Williams	Haunga	Giddens	Mitchell	McKnight

DEFENSE

	DE	DT	DT	DE	WLB	MLB	SLB	CB	CB	SS	FS
OREGON	Starson	Draper	Carrethers	Jackson	Nelms	Herrold	Jones	Scales	Tryon	Holmes	Young
MEMPHIS	Starson	Draper	Carrethers	Stone	Lee	Herrold	Jones	Scales	Tryon	Lorgan	Young
NEBRASKA	Starson	Draper	Carrethers	Stone	Lee	Herrold	Jones	Scales	Tryon	Lorgan	Young
ALCORN ST.	Starson	Wright	Carrethers	Porter	Lee	Herrold	Jones	Scales	Tryon	Lorgan	Young
WKU	Starson	Wright	Carrethers	Stone	Nelms	Herrold	Porter	Scales	Tryon	Jones	Young
FIU	Starson	Wright	Carrethers	Porter	Lee	Herrold	Jones	Scales	Brown	Humes	Young
USA	Starson	Wright	Carrethers	Stone	Lee	Herrold	Jones	Scales	Brown	Humes	Young
UL Lafayette	Starson	Wright	Carrethers	Porter	Lee	Herrold	Jones	Scales	Brown	Humes	Young
North Texas	Starson	Wright	Carrethers	Porter	Lee	Herrold	Jones	Scales	Brown	Humes	Young
ULM	Starson	Wright	Carrethers	Porter	Lee	Herrold	Jones	Scales	Tryon	Humes	Young
TROY	Starson	Wright	Carrethers	Porter	Lee	Herrold	Jones	Scales	Tryon	Lorgan	Young

2012 A-STATE LONG PLAYS (20+ YARDS)

Yds	Play	Opponent	Date	Qtr.	Yds	Play	Opponent	Date	Qtr.
74	Aplin pass to McKissic (TD)	FIU	10-4	2	29	Aplin pass to Jones	Western Kentucky	9-29	2
73	Hayes rush	FIU	10-4	4	27	Aplin pass to Stockemer	South Alabama	10-13	3
72	Aplin pass to Jones (TD)	Oregon	9-1	2	26	Hayes rush	UL Lafayette	10-23	2
70	Aplin pass to Stockemer (TD)	UL Monroe	11-8	3	26	Aplin pass to Jarboe	Memphis	9-8	4
63	Aplin pass to Jarboe	North Texas	11-3	2	26	Aplin pass to Griswold	Oregon	9-1	3
59	Aplin pass to Jones (TD)	North Texas	11-3	1	25	Aplin pass to Stockemer	UL Lafayette	10-23	1
57	Hayes rush (TD)	UL Lafayette	10-23	3	25	Aplin pass to Kincy	FIU	10-4	3
55	Aplin pass to Jarboe	Alcorn State	9-22	2	24	Aplin pass to McKissic	UL Monroe	11-8	3
54	Aplin pass to McCants	Alcorn State	9-22	2	24	Aplin rush	Alcorn State	9-22	1
46	Aplin pass to Jones	UL Monroe	11-8	3	24	Jackson rush	Oregon	9-1	4
46	Aplin pass to Jarboe	UL Lafayette	10-23	1	23	Aplin pass to McKissic	UL Monroe	11-8	4
44	Aplin pass to Stockemer	Troy	11-17	1	23	Aplin pass to Fleming	UL Lafayette	10-23	2
43	Aplin pass to Oku (TD)	Troy	11-17	3	23	Aplin pass to McKissic	Memphis	9-8	1
42	Aplin pass to Jarboe (TD)	Memphis	9-8	2	23	Jackson rush	Oregon	9-1	4
40	Oku rush	Troy	11-17	4	22	Oku rush	Alcorn State	9-22	1
39	Aplin pass to Jackson	South Alabama	10-13	3	22	Aplin pass to McCants	Nebraska	9-15	2
38	Aplin rush (TD)	UL Monroe	11-8	1	21	Oku rush	UL Monroe	11-8	3
38	Aplin rush	Western Kentucky	9-29	4	21	Aplin pass to McKissic	North Texas	11-3	1
38	Aplin pass to McCants (TD)	Oregon	9-1	4	20	Aplin pass to McKissic	Troy	11-17	2
35	Aplin pass to Jones (TD)	UL Monroe	11-8	1	20	Aplin pass to Stockemer	UL Lafayette	10-23	1
35	Aplin pass to Jones (TD)	UL Lafayette	10-23	2	20	Aplin pass to Stockemer	South Alabama	10-13	3
35	Knighten rush	Alcorn State	9-22	3	20	Aplin pass to McKissic	FIU	10-4	3
34	Aplin pass to McKissic	North Texas	11-3	2	20	Aplin pass to McCants	Memphis	9-8	1
33	Knighten pass to Keaton	Alcorn State	9-22	3	TOTAL: 56 70+: 4 60+: 5 50+: 9 40+: 15 30+: 32				
33	Aplin pass to McKissic (TD)	Alcorn State	9-22	2					
33	Hayes rush	Memphis	9-8	2					
32	Aplin pass to Stockemer	Troy	11-17	2					
32	Oku rush	South Alabama	10-13	1					
31	Aplin pass to Stockemer	Troy	11-17	2					
31	Aplin pass to McKissic (TD)	Troy	11-17	1					
30	Thornton rush	Alcorn State	9-22	3					
30	Aplin pass to McKissic	Memphis	9-8	4					
29	Aplin pass to Griswold	FIU	10-4	2					

2012 ARKANSAS STATE SCORING DRIVES

	Plays	Yards	TOP (QTR)	Score
OREGON (6: 4 TD/2 FG)				
	12	56	3:30 (2nd)	Davis 43-yard field goal
	2	80	0:19 (2nd)	Aplin 72-yard pass to Jones
	14	74	4:14 (3rd)	Davis 29-yard field goal
	6	55	1:42 (3rd)	Aplin 6-yard pass to Jarboe
	7	71	2:48 (4th)	Aplin 38-yard pass to McCants
	6	75	2:06 (4th)	Aplin 1-yard run
MEMPHIS (6: 4 TD/2 FG)				
	11	75	3:57 (1st)	Davis 23-yard field goal
	14	75	4:49 (2nd)	Jackson 1-yard run
	2	75	0:28 (2nd)	Aplin 42-yard pass to Jarboe
	13	89	4:46 (3rd)	Jackson 1-yard run
	12	67	3:20 (3rd)	Davis 25-yard field goal
	9	80	2:38 (4th)	Oku 1-yard run
NEBRASKA (2: 0 TD/2 FG)				
	9	59	2:24 (2nd)	Davis 31-yard field goal
	4	0	0:53 (3rd)	Davis 32-yard field goal
ALCORN STATE (7: 7 TD/0FG)				
	10	72	3:37 (1st)	Oku 12-yard run
	7	59	1:43 (2nd)	Aplin 33-yard pass to McKissic
	5	18	1:55 (2nd)	Oku 1-yard run
	3	69	0:49 (2nd)	Aplin 11-yard pass to Jones
	6	79	2:26 (2nd)	Aplin 7-yard pass to Murry
	7	93	2:45 (3rd)	Thornton 3-yard run
	11	83	4:41 (4th)	Smith 6-yard run
WESTERN KENTUCKY (3: 1 TD/2 FG)				
	16	66	6:26 (1st)	Davis 20-yard field goal
	11	64	4:19 (2nd)	Davis 33-yard field goal
	16	93	4:14 (2nd)	Knighten 4-yard pass to Kincy
FLORIDA INTERNATIONAL (5: 5 TD/0 FG)				
	2	82	0:36 (2nd)	Aplin 74-yard pass to McKissic
	3	7	0:53 (2nd)	Oku 1-yard run
	11	87	3:48 (3rd)	Aplin 10-yard run
	4	26	1:20 (3rd)	Oku 2-yard run
	3	65	0:43 (4th)	Oku 4-yard run
SOUTH ALABAMA (5: 5 TD/0FG)				
	8	73	2:21 (1st)	Aplin 2-yard run
	7	35	2:26 (1st)	Oku 2-yard run
	5	73	2:03 (3rd)	Aplin 10-yard pass to McKissic
	6	68	2:02 (3rd)	Aplin 15-yard pass to Jarboe
	9	65	3:00 (4th)	Aplin 9-yard pass to Stockemer
LOUISIANA-LAFAYETTE (10: 5 TD/5 FG)				
	11	45	4:31 (1st)	Davis 47-yard field goal
	11	82	3:48 (1st)	Davis 22-yard field goal
	5	42	2:24 (2nd)	Jackson 11-yard run
	2	35	0:12 (2nd)	Aplin 35-yard pass to Jones
	8	45	2:43 (2nd)	Davis 45-yard field goal
	6	51	1:20 (2nd)	Davis 21-yard field goal
	8	62	3:16 (3rd)	Oku 5-yard run
	2	57	0:56 (3rd)	Hayes 55-yard run
	9	40	5:49 (4th)	Davis 29-yard field goal
	6	19	3:18 (4th)	Jackson 2-yard run
NORTH TEXAS (6: 5 TD/1 FG)				
	9	90	3:03 (1st)	Aplin 59-yard pass to Jones
	10	54	3:33 (1st)	Davis 39-yard field goal
	3	79	0:33 (2nd)	Aplin 5-yard run
	7	78	3:00 (2nd)	Oku 1-yard run
	4	31	1:20 (2nd)	Aplin 4-yard pass to Murry
	11	75	4:56 (3rd)	Hayes 19-yard run
LOUISIANA-MONROE (7: 6 TD/1 FG)				
	7	75	3:26 (1st)	Aplin 35-yard pass to Jones
	10	87	3:38 (1st)	Aplin 38-yard run
	11	51	3:59 (2nd)	Davis 37-yard field goal
	1	70	0:10 (3rd)	Aplin 70-yard pass to Stockemer
	7	64	2:06 (3rd)	Oku 1-yard run
	8	82	3:03 (3rd)	Oku 6-yard run
	5	46	2:42 (4th)	Oku 4-yard run
TROY (6: 6 TD/0 FG)				
	10	94	3:10 (1st)	Aplin 5-yard pass to Jones
	7	75	3:03 (1st)	Aplin 31-yard pass to McKissic
	11	75	1:53 (2nd)	Aplin 9-yard pass to Stockemer
	2	58	0:28 (3rd)	Aplin 43-yard pass to Oku
	9	82	4:34 (3rd)	Oku 5-yard run
	9	75	5:34 (4th)	Oku 1-yard run

TOTAL SCORING DRIVES: 63

SCORING DRIVES TAKING TWO MINUTES OR LESS: 19 (30% of all drives)

SCORING DRIVES TAKING FOUR MINUTES OR LONGER: 12 (19% of all drives)

2012 ARKANSAS STATE FOOTBALL NOTES: GAME RECAPS

SEPT. 1, 2012 • AUTZEN STADIUM: 56,144
No. 5 Oregon 57, Arkansas State 34

EUGENE, Ore. - Arkansas State senior quarterback Ryan Aplin became ASU's all-time leader in total offense and career passing yards, while senior wide out Josh Jarboe tied the school record with 13 pass receptions, but the No. 5-ranked Oregon Ducks countered with 605 yards of total offense and defeated the Red Wolves 57-34 at Autzen Stadium in the season opener for both teams. Aplin passed Corey Leonard to become ASU's all-time leader in total offense with 9,075 yards. Aplin also passed Cleo Lemon to become A-State's all-time leader in passing yards with 7,720 yards. He finished the night 29-of-44 for 304 yards and three touchdown passes, while Jarboe had 66 yards receiving and a touchdown.

Score by Quarters	1	2	3	4	Score
Arkansas State	0	10	10	14	34
Oregon	29	21	0	7	57

Team	Qtr	Time	Scoring play	Pys-Yds	TOP	Score
ORE	1	13:22	Barner 4 yd run	7-73	1:38	0-8
ORE	1	09:19	Thomas 12 yd rec	7-67	1:43	0-15
ORE	1	07:57	Huff 4 yd rec	3-22	0:29	0-22
ORE	1	02:27	Barner 17 yd run	8-56	2:54	0-29
ASU	2	13:57	Davis 43 yd FG	12-56	3:30	3-29
ORE	2	12:57	Thomas 12 yd rec	5-67	1:00	3-36
ORE	2	10:45	Thomas 33 yd run	2-48	0:23	3-43
ORE	2	07:06	Marshall 3 yd run	12-53	2:39	3-50
ASU	3	03:20	Jones 72 yd rec	2-80	0:19	10-50
ASU	3	10:46	Davis 29 yd FG	14-74	4:14	13-50
ASU	3	01:53	Jarboe 6 yd rec	6-55	1:42	20-50
ORE	4	11:36	Vaughn 7 yd rec	13-68	5:17	20-57
ASU	4	08:48	McCants 38 yd rec	7-71	2:48	27-57
ASU	4	04:30	Aplin 1 yd run	6-75	2:06	34-57

TEAM STATISTICS

	ASU	ORE
First Downs	27	34
Net yards rushing	226	297
Net yards passing	304	308
Passes Comp-Att-Int	29-44-1	28-39-1
Total Net Yards	530	605
Fumbles: Number-Lost	3-2	2-0
Penalties: Number-Yards	6-57	8-75
Possession Time	27:27	32:33
Third Down Conversions	4 of 12	10 of 19
Sacks By: Number-Yards	1-9	0-0

INDIVIDUAL STATISTICS

RUSHING: Arkansas State-Oku, David 12-81; Jackson, F. 7-72; Aplin, Ryan 12-37; Thornton, S. 1-17; Jarboe, Josh 4-13; McKissic, J.D. 1-6. Oregon Ducks-Barner, Kenjon 9-66; Thomas, D. 3-64; Marshall, Byron 24-64; Forde, Ayele 12-44; Bennett, Bryan 4-34; Mariota, Marcus 4-24; Bassett, Kenny 1-1. **PASSING:** Arkansas State-Aplin, Ryan 29-44-1-304. Oregon Ducks-Mariota, Marcus 18-22-0-200; Bennett, Bryan 10-17-1-108. **RECEIVING:** Arkansas State-Jarboe, Josh 13-66; McKissic, J.D. 4-28; Oku, David 3-21; Jones, Julian 2-80; McCants, Carlos 1-38; Griswold, D. 1-26; Kincy, Anthony 1-14; Murry, Kedric 1-11; Jackson, F. 1-8; Muse, Allen 1-7; Stockemer, T. 1-5. Oregon Ducks-Thomas, D. 4-55; Lowe, Keanon 4-34; Addison, Bralon 3-15; Kelley, B.J. 2-39; Stanford, D. 2-24; Vaughn, Rahsaan 2-22; Huff, Josh 2-22; Hawkins, Daryle 2-20; Lyerla, Colt 2-18; Brown, Pharaoh 1-16; Dungy, Eric 1-15; Butterfield, B. 1-11; Stanton, Blake 1-9; Barner, Kenjon 1-8. **INTERCEPTIONS:** Arkansas State-Scales, Chaz 1-5. Oregon Ducks-Boyet, John 1-25. **FUMBLES:** Arkansas State-Aplin, Ryan 2-1; Jackson, F. 1-1. Oregon Ducks-Addison, Bralon 1-0; Brown, Pharaoh 1-0.

JOSH JARBOE, SR. WR



SEPT. 8, 2012 • LIBERTY BANK STADIUM: 28,041
Arkansas State 33, Memphis 28

JONESBORO - Arkansas State football team piled up 619 yards of total offense as the Red Wolves defeated the Memphis Tigers 33-28 before 28,041 fans at Liberty Bank Stadium. The crowd was the fourth-largest to watch a game in Jonesboro in ASU history and marked the home debut of first-year head coach Gus Malzahn. The Red Wolves 619 yards of total offense was their most against an FBS opponent since recording a school-record 681 yards against Louisiana-Lafayette in 2007. ASU rallied from a 14-3 deficit behind a strong effort from running back David Oku. The junior ran for 111 yards on 25 carries, including the go-ahead touchdown in the fourth quarter with 6:31 left in the game.

Score by Quarters	1	2	3	4	Score
Arkansas State	3	14	10	6	33
Memphis	7	14	7	0	28

Team	Qtr	Time	Scoring play	Pys-Yds	TOP	Score
MEM	1	12:18	Cross 18 yd rec	7-77	2:42	0-7
ASU	1	08:15	Davis 23 yd FG	11-75	3:57	3-7
MEM	2	10:45	Jones punt block recovery in the end zone			3-14
ASU	2	05:56	Jackson 1 yd run	14-75	4:49	10-14
MEM	2	03:46	Malon 41 yd rec	5-73	2:03	10-21
ASU	2	03:18	Jarboe 42 yd rec	2-75	0:28	17-21
ASU	3	07:59	Jackson 1 yd run	13-89	4:46	24-21
MEM	3	04:03	McManis fumble recovery in the end zone			24-28
ASU	3	00:43	Davis 25 yd FG	12-67	3:20	27-28
ASU	4	06:31	Oku 1 yd run	9-80	2:38	33-28

TEAM STATISTICS

	ASU	MEM
First Downs	34	13
Net yards rushing	298	139
Net yards passing	321	154
Passes Comp-Att-Int	24-44-0	14-24-0
Total Net Yards	619	293
Fumbles: Number-Lost	1-1	1-0
Penalties: Number-Yards	4-32	4-30
Possession Time	32:48	27:12
Third Down Conversions	8 of 17	3 of 12
Sacks By: Number-Yards	1-3	0-0

INDIVIDUAL STATISTICS

RUSHING: Memphis-RHODES, Jerrell 13-70; KARAM, Jacob 7-36; STEIB, Jai 9-32; COOK, Jaquise 1-2; MATHEWS, Eric 1-1; MALONE, Keiwone 1-minus 2. Arkansas State-Oku, David 25-111; Aplin, Ryan 6-73; Hayes, Rocky 4-68; Jackson, F. 14-38; Knighten, Fredi 4-8; Jarboe, Josh 1-0. **PASSING:** Memphis-KARAM, Jacob 14-24-0-154. Arkansas State-Aplin, Ryan 24-44-0-321. **RECEIVING:** Memphis-MALONE, Keiwone 7-90; CROSS, Alan 3-31; RUCKER, Marcus 2-7; TRAVIS, Reggie 1-27; RHODES, Jerrell 1-minus 1. Arkansas State-McKissic, J.D. 8-99; Jarboe, Josh 6-101; McCants, Carlos 2-39; Jones, Julian 2-27; Jackson, F. 2-13; Fleming, R.J. 1-14; Griswold, D. 1-13; Oku, David 1-8; Kincy, Anthony 1-7. **INTERCEPTIONS:** Memphis-None. Arkansas State-None. **FUMBLES:** Memphis-KARAM, Jacob 1-0. Arkansas State-McKissic, J.D. 1-1.

ROCKY HAYES, FR. RB



2012 ARKANSAS STATE FOOTBALL NOTES: GAME RECAPS

SEPT. 15, 2012 • MEMORIAL STADIUM: 85,290
No. 24 Nebraska 42, Arkansas State 13

LINCOLN, Neb. – Arkansas State suffered a 42-13 loss to 24th-ranked Nebraska before a Memorial Stadium crowd of 85,290 in Lincoln. The A-State defense and special teams combined to recover four Nebraska fumbles, but the Huskers offense racked up 527 yards of total offense, including 347 yards on the ground, to pull away for the victory. ASU trailed 28-3 at halftime, but pulled within 28-13 with 4:19 left in third quarter after taking advantage of a pair of Nebraska turnovers. Qushaun Lee recovered a fumble in the end zone for ASU's only touchdown and Brian Davis kicked a field goal almost six minutes later to trim ASU's deficit to 15 points. However, Nebraska tacked on a pair of fourth quarter touchdowns to set the final score.

Score by Quarters		1	2	3	4	Score
Arkansas State		0	3	10	0	13
Nebraska		14	14	0	14	42

Team	Qtr	Time	Scoring play	Pys-Yds	TOP	Score
NEB	1	09:55	Abdullah 1 yd run	9-51	2:52	0-7
NEB	1	00:30	Kenny 42 yd rec	5-67	2:06	0-14
ASU	2	13:00	Davis 31 yd FG	9-59	2:24	3-14
NEB	2	09:29	Bell 25 yd rec	6-72	3:24	3-21
NEB	2	00:35	Abdullah 2 yd run	10-75	5:00	3-28
ASU	3	10:01	Lee 1 yd fumble rec	-	-	10-28
ASU	3	04:19	Davis 32 yd FG	4-0	0:53	13-28
NEB	4	12:50	Cross 2 yd run	12-57	6:22	13-35
NEB	4	09:01	Martinez 18 yd run	4-43	1:28	13-42

TEAM STATISTICS

	ASU	NEB
First Downs	17	26
Net yards rushing	148	347
Net yards passing	138	180
Passes Comp-Att-Int	16-32-1	13-14-0
Total Net Yards	286	527
Fumbles: Number-Lost	2-1	5-4
Penalties: Number-Yards	6-39	4-34
Possession Time	25:24	34:36
Third Down Conversions	6 of 16	10 of 13
Sacks By: Number-Yards	2-23	3-12

INDIVIDUAL STATISTICS

RUSHING: Arkansas State-Hayes, Rocky 6-47; Oku, David 11-44; Jackson, F. 8-32; Aplin, Ryan 11-18; Knighten, Fredi 1-7. Nebraska-Abdullah, Ameer 30-167; Cross, Imani 7-66; Heard, Braylon 10-54; Martinez, T. 11-54; Marrow, Mike 1-6. **PASSING:** Arkansas State-Aplin, Ryan 16-30-0-138; Knighten, Fredi 0-2-1-0. Nebraska-Martinez, T. 13-14-0-180. **RECEIVING:** Arkansas State-McKissic, J.D. 8-73; McCants, Carlos 2-26; Oku, David 2-11; Fleming, R.J. 1-12; Jones, Julian 1-8; Jarboe, Josh 1-7; Jackson, F. 1-1. Nebraska-Bell, Kenny 3-71; Enunwa, Quincy 3-34; Abdullah, Ameer 2-39; Reed, Tyler 1-22; Cotton, Ben 1-6; Long, Jake 1-4; Allen, Taariq 1-3; Heard, Braylon 1-1. **INTERCEPTIONS:** Arkansas State-None. Nebraska-Smith, P.J. 1-0. **FUMBLES:** Arkansas State-Oku, David 1-0; Aplin, Ryan 1-1. Nebraska-Martinez, T. 2-2; McDermott, C. 1-0; Marrow, Mike 1-1; Abdullah, Ameer 1-1.

SEPT. 22, 2012 • LIBERTY BANK STADIUM: 21,559
Arkansas State 56, Alcorn State 0

JONESBORO – An impressive display on both sides of the ball by Arkansas State propelled the Red Wolves to a resounding 56-0 shutout win over Alcorn State before 21,559 Liberty Bank Stadium fans in a game televised on ESPN3.com. ASU came out dominating the action on the turf in the opening half, amassing 345 yards in total offense to claim a 42-0 halftime lead. ASU chalked up a program all-time single-game seventh-most 634 yards of total offense with 396 yards in passing and 238 yards on the ground to go with 30 first downs. The Red Wolves' defense held the Alcorn State offense to only 130 yards. Ryan Aplin, along with his three touchdowns, completed 12 of 13 passes for a ASU record 92.3 completion percentage.

Score by Quarters		1	2	3	4	Score
Arkansas State		14	28	7	7	56
Alcorn State		0	0	0	0	0

Team	Qtr	Time	Scoring play	Pys-Yds	TOP	Score
ASU	1	09:02	Wright 7 yd fum rec	-	-	7-0
ASU	1	01:56	Oku 12 yd run	10-72	3:37	14-0
ASU	2	12:25	McKissic 33 yd rec	7-59	1:43	21-0
ASU	2	09:54	Oku 1 yd run	5-18	1:55	28-0
ASU	2	07:08	Jones 11 yd rec	3-69	0:49	35-0
ASU	2	02:59	Murry 7 yd rec	6-79	2:26	42-0
ASU	3	00:24	Thornton 3 yd run	7-93	2:45	49-0
ASU	4	08:39	Smith 6 yd run	11-83	4:41	56-0

TEAM STATISTICS

	ASU	ALCORN
First Downs	30	11
Net yards rushing	396	98
Net yards passing	238	32
Passes Comp-Att-Int	14-16-0	14-27-1
Total Net Yards	634	130
Fumbles: Number-Lost	2-1	3-1
Penalties: Number-Yards	5-65	5-25
Possession Time	28:24	31:36
Third Down Conversions	4 of 10	4 of 17
Sacks By: Number-Yards	2-20	0-0

INDIVIDUAL STATISTICS

RUSHING: Alcorn State-Gibbs, John 6-47; Williams III, A 6-20; Lewis, Terrance 4-14; Vessel, Brandon 2-12; Price, Joe 1-12; Jean, Marquiso 1-10; Walker, Arnold 5-3; George, Tollete 2-minus 7; Payne, Jordan 6-minus 13. Arkansas State-Smith, Rod 13-104; Oku, David 17-92; Thornton, S. 6-59; Knighten, Fredi 3-37; Gordon, Michael 6-34; Hayes, Rocky 6-26; Aplin, Ryan 1-24; Jacobs, Ryan 3-9; Davis, Zach 1-2; Fleming, R.J. 0-9. **PASSING:** Alcorn State-Gibbs, John 12-23-1-39; Payne, Jordan 2-3-0-minus 7; Vessel, Brandon 0-1-0-0. Arkansas State-Aplin, Ryan 12-13-0-198; Knighten, Fredi 2-2-0-40; Butterfield, P. 0-1-0-0. **RECEIVING:** Alcorn State-Price, Joe 3-9; Lewis, Terrance 3-minus 8; Shumaker, Nick 2-11; Turner, Jarvis 2-2; Shelby, Marti 1-9; Williams III, A 1-6; Brooks, Nick 1-5; R, Whitmore Jr. 1-minus 2. Arkansas State-McKissic, J.D. 6-49; Jarboe, Josh 1-55; McCants, Carlos 1-54; Keaton, Derek 1-33; Kincy, Anthony 1-17; Jones, Julian 1-11; Gordon, Michael 1-7; Murry, Kedric 1-7; Oku, David 1-5. **INTERCEPTIONS:** Alcorn State-None. Arkansas State-Jones, Don 1-23. **FUMBLES:** Alcorn State-Payne, Jordan 1-1; Lewis, Terrance 1-0; Walker, Arnold 1-0. Arkansas State-Knighten, Fredi 1-0; Hayes, Rocky 1-1.

SHERVARIUS JACKSON, SR. DE



DAVID OKU, JR. RB



2012 ARKANSAS STATE FOOTBALL NOTES: GAME RECAPS

SEPT. 29, 2012 • LIBERTY BANK STADIUM: 25,160
Western Kentucky 26, Arkansas State 13

JONESBORO - ASU appeared on the way to winning its Sun Belt Conference opener with a solid first-half showing, but WKU rallied in the second half to hand the Red Wolves a 26-13 loss at Liberty Bank Stadium. The contest was a game of two halves as the Red Wolves controlled the first half with 13 straight points before the Hilltoppers erupted with 26 unanswered second half points. For the game, both teams went over 300 yards in total offense as WKU had 30 more than Red Wolves (365 to 335). A-State compiled game highs in both first downs (23) and passing yards (122) while being out-gained on the ground by a 243-127 yards margin. The setback snapped ASU's eight-game home winning streak, which was tied for the sixth longest in the nation.

Score by Quarters	1	2	3	4	Score
Arkansas State	3	10	0	0	13
Western Kentucky	0	0	14	12	26

Team	Qtr	Time	Scoring play	Pys-Yds	TOP	Score
ASU	1	04:27	Davis 20 yd FG	16-66	6:26	3-0
ASU	2	12:59	Davis 33 yd FG	11-64	4:19	6-0
ASU	2	00:09	Kincy 4 yd rec	16-93	4:14	13-0
WKU	3	06:44	Henry 1 yd rec	8-52	4:01	13-7
WKU	3	05:08	Henry 22 yd rec	3-37	0:39	13-14
WKU	4	14:10	Schwettman 22 yd FG	9-59	4:32	13-17
WKU	4	05:25	Andrews 2 yd run	9-75	4:59	13-23
WKU	4	02:56	Schwettman 27 yd FG	7-15	1:46	13-36

TEAM STATISTICS

	ASU	WKU
First Downs	23	19
Net yards rushing	243	127
Net yards passing	208	122
Passes Comp-Att-Int	24-41-1	11-19-0
Total Net Yards	335	365
Fumbles: Number-Lost	1-1	0-0
Penalties: Number-Yards	8-81	5-40
Possession Time	29:38	30:22
Third Down Conversions	7 of 18	4 of 11
Sacks By: Number-Yards	1-2	4-32

INDIVIDUAL STATISTICS

RUSHING: Western Kentucky-Andrews, A. 29-215; Jakes, Kawaun 2-13; Jones, Kadeem 2-13; Allen, Leon 4-8; Doyle, Jack 1-0; Mauro, James 1-minus 2; TEAM 2-minus 4. Arkansas State-Oku, David 22-79; Aplin, Ryan 12-41; Jackson, F. 2-10; Hayes, Rocky 1-6; Knighten, Fredi 1-minus 1; Fleming, R.J. 1-minus 8. **PASSING:** Western Kentucky-Mauro, James 8-12-0-104; Jakes, Kawaun 3-7-0-18. Arkansas State-Aplin, Ryan 23-40-1-204; Knighten, Fredi 1-1-0-4. **RECEIVING:** Western Kentucky-Henry, Mitchell 4-43; Doyle, Jack 3-19; Brand, Boe 2-46; Andrews, A. 2-14. Arkansas State-McKissic, J.D. 8-79; Jarboe, Josh 5-42; Oku, David 3-27; Stockemer, T. 3-25; Kincy, Anthony 2-6; Jones, Julian 1-29; McCants, Carlos 1-4; Hayes, Rocky 1-minus 4. **INTERCEPTIONS:** Western Kentucky-Boyd, Xavius 1-8. Arkansas State-None. **FUMBLES:** Western Kentucky-None. Arkansas State-Aplin, Ryan 1-1.

OCT. 4, 2012 • FIU STADIUM: 13,612
Arkansas State 34, Florida International 20

MIAMI, Fla. - A number of big plays and a noteworthy team performance all around by ASU vaulted the Red Wolves to a defining 34-20 triumph over FIU in their Sun Belt Conference road opener on Alfonso Field at FIU Stadium. A-State turned in several big plays throughout the contest as the Red Wolves' defense created opportunities for the offense with two key interceptions against FIU. ASU also had a big night offensively as quarterback Ryan Aplin became the SBC's all-time leader in career offense with 10,365 yards, throwing for a game-leading 223 yards on 15-of-23 passing. Meanwhile, junior running back David Oku tallied three rushing touchdowns and freshman J.D. McKissic posted his first 100-yard receiving game with a game-high 124 yards.

Score by Quarters	1	2	3	4	Score
Arkansas State	0	14	13	7	34
Florida International	3	7	3	7	20

Team	Qtr	Time	Scoring play	Pys-Yds	TOP	Score
FIU	1	05:04	Griffin 28 yd FG	7-29	2:59	0-3
ASU	2	11:46	McKissic 74 yd rec	2-82	0:36	7-3
FIU	2	04:30	Younger 19 yd rec	7-62	2:34	7-10
ASU	2	00:29	Oku 1 yd run	3-7	0:53	14-10
ASU	3	08:45	Aplin 10 yd run	11-87	3:48	21-10
ASU	3	06:11	Oku 2 yd run	4-26	1:20	27-10
FIU	3	00:20	Griffin 31 yd FG	12-62	5:51	27-13
ASU	4	14:37	Oku 4 yd run	3-65	0:43	34-13
FIU	4	06:32	Mallary 5 yd run	17-70	8:05	34-20

TEAM STATISTICS

	ASU	FIU
First Downs	14	17
Net yards rushing	421	341
Net yards passing	223	153
Passes Comp-Att-Int	15-23-0	19-31-2
Total Net Yards	421	341
Fumbles: Number-Lost	1-0	0-0
Penalties: Number-Yards	7-60	11-89
Possession Time	22:08	37:52
Third Down Conversions	5 of 12	6 of 19
Sacks By: Number-Yards	1-8	0-0

INDIVIDUAL STATISTICS

RUSHING: Arkansas State-Hayes, Rocky 3-84; Oku, David 16-53; Aplin, Ryan 9-50; Jackson, F. 6-15; Collins, Kelsey 1-0; TEAM 2-minus 4. FIU-Harden,Jeremia 15-67; Brisk,Josh 1-33; Mallary,Darian 11-33; Hammonds,Loran 8-32; Hilliard,E.J. 13-23. **PASSING:** Arkansas State-Aplin, Ryan 15-23-0-223. FIU-Hilliard,E.J. 18-27-1-133; Hammonds,Loran 1-4-1-20. **RECEIVING:** Arkansas State-McKissic, J.D. 5-124; Griswold, D. 3-51; Kincy,Anthony 2-26; Jarboe, Josh 2-16; Stockemer, T. 2-6; Oku, David 1-0. FIU-Harden,Jeremia 5-40; Times,Wayne 5-25; Dan-Fodio,Akil 3-37; Wright,Willis 2-20; England,Nick 2-7; Younger,Jacob 1-19; Jackson,Raymon 1-5. **INTERCEPTIONS:** Arkansas State-Young, Sterling 1-29; Lee, Qushaun 1-2. FIU-None. **FUMBLES:** Arkansas State-Oku, David 1-0. FIU-None.

RYAN APLIN, SR. QB



QUSHAUN LEE, SOPH. LB



2012 ARKANSAS STATE FOOTBALL NOTES: GAME RECAPS

OCT. 13, 2012 • LIBERTY BANK STADIUM: 22,143
Arkansas State 36, South Alabama 29

JONESBORO - Senior Ryan Aplin threw for three touchdowns and ran for another in leading the Arkansas State to a 36-29 homecoming victory over South Alabama before a Liberty Bank Stadium crowd of 22,143 fans. Aplin, who totaled 203 passing yards on 17 completions, climbed into second place among SBC's all-time passing leaders and has 9,007 career yards to date. ASU erased a 10-0 opening-quarter deficit after junior back David Oku scored on a three-yard run with over a minute left to give the Red Wolves their first lead of the contest at 14-10. ASU never trailed again, taking a 14-13 lead into the break and scoring three second-half touchdowns. The defense was led by linebacker Nathan Herrold with a career-high 17 tackles.

Score by Quarters	1	2	3	4	Score
Arkansas State	14	0	14	8	36
South Alabama	10	3	6	10	29

Team	Qtr	Time	Scoring play	Pys-Yds	TOP	Score
USA	1	11:04	Houston 4 yd rec	9-75	3:56	0-7
USA	1	07:52	Chapuseaux 26 yd FG	7-16	2:58	0-10
ASU	1	05:25	Aplin 2 yd run	8-73	2:21	7-10
ASU	1	01:11	Oku 2 yd run	7-35	2:26	14-10
USA	2	08:33	Chapuseaux 39 yd FG	7-18	2:22	14-13
ASU	3	12:50	McKissic 10 yd rec	5-73	2:03	21-13
USA	3	06:50	Jones 13 yd rec	14-75	6:00	21-19
ASU	3	04:42	Jarboe 15 yd rec	6-68	2:02	28-19
USA	4	14:55	Chapuseaux 42 yd FG	12-50	4:47	28-22
ASU	4	11:55	Stockemer 9 yd rec	9-65	3:00	36-22
USA	4	00:17	Hollinger 12 yd rec	6-29	0:49	36-29

TEAM STATISTICS

	ASU	USA
First Downs	23	24
Net yards rushing	113	132
Net yards passing	203	241
Passes Comp-Att-Int	24-38-1	17-22-0
Total Net Yards	316	373
Fumbles: Number-Lost	4-3	1-0
Penalties: Number-Yards	2-20	13-81
Possession Time	24:21	35:39
Third Down Conversions	6 of 9	9 of 20
Sacks By: Number-Yards	1-6	2-18

INDIVIDUAL STATISTICS

RUSHING: South Alabama-Timmons, Trnce 13-43; Houston, Kndall 18-36; Metheny, Ross 9-22; Felner, Trey 3-17; Glover, T.J. 4-10; Jones, Desmond 2-6; TEAM 1-minus 2. Arkansas State-Oku, David 22-84; Jackson, F. 5-30; Aplin, Ryan 8-1; Hayes, Rocky 1-0; TEAM 1-minus 2. **PASSING:** South Alabama-Metheny, Ross 24-38-1-241. Arkansas State-Aplin, Ryan 17-22-0-203. **RECEIVING:** South Alabama-Besteda, Corey 5-45; Hollinger, Greg 5-30; Glover, T.J. 3-47; Jones, Jerome 3-44; Lavender, Brynt 3-31; Timmons, Trnce 3-29; Loper, Gabe 1-11; Houston, Kndall 1-4. Arkansas State-McKissic, J.D. 7-41; Stockemer, T. 4-65; Jarboe, Josh 3-34; Jackson, F. 1-39; Kincy, Anthony 1-13; Griswold, D. 1-11. **INTERCEPTIONS:** South Alabama-None. Arkansas State-Herrold, Nathan 1-38. **FUMBLES:** South Alabama-Metheny, Ross 1-0. Arkansas State-Aplin, Ryan 3-2; McKissic, J.D. 1-1.

NATHAN HERROLD, SR. LB



OCT. 23, 2012 • CAJUN FIELD: 19,873
Arkansas State 50, Louisiana-Lafayette 27

LAFAYETTE, La. - Brian Davis kicked a season-high five field goals and ASU amassed 526 yards in total offense to post an impressive 50-27 Sun Belt Conference triumph over the Ragin' Cajuns in an ESPN2-televized contest at ULL's Cajun Field. Arkansas State set the tone early in the game, registering the initial 20 points of the contest all within the first 16 minutes of play before eventually taking a 26-7 lead into the break. ULL scored on its opening drive to cut its deficit to 26-14, but got no closer as A-State 17-unanswered points to pull away. A-State's 526 total offensive yards included 269 in the air from Ryan Aplin, and a game-high 86 rushing yards from Rocky Hayes. The ASU defense forced five turnovers, including three picks and two fumbles.

Score by Quarters	1	2	3	4	Score
Arkansas State	6	20	14	10	50
Louisiana-Lafayette	0	7	7	13	27

Team	Qtr	Time	Scoring play	Pys-Yds	TOP	Score
ASU	1	10:29	Davis 47 yd FG	11-45	4:31	3-0
ASU	1	04:38	Davis 22 yd FG	11-82	3:48	6-0
ASU	2	14:53	Jackson 11 yd run	5-42	2:24	13-0
ASU	2	14:09	Jones 35 yd rec	2-35	0:12	20-0
ULL	2	07:01	Surgent 38 yd rec	5-80	2:08	20-7
ASU	2	04:18	Davis 45 yd FG	8-45	2:43	23-7
ASU	2	00:22	Davis 21 yd FG	6-51	1:20	26-7
ULL	3	12:16	Surgent 25 yd rec	7-81	2:44	26-14
ASU	3	05:23	Oku 5 yd run	8-62	3:16	33-14
ASU	3	01:53	Hayes 57 yd run	2-57	0:56	40-14
ASU	4	08:58	Davis 29 yd FG	9-40	5:49	43-14
ULL	4	06:58	Pierce 5 yd run	6-79	2:00	43-20
ASU	4	01:07	Jackson 2 yd run	6-19	3:18	50-20
ULL	4	00:00	Butler 4 yd rec	6-52	1:07	50-27

TEAM STATISTICS

	ASU	ULL
First Downs	29	21
Net yards rushing	257	76
Net yards passing	269	374
Passes Comp-Att-Int	21-31-0	28-41-0
Total Net Yards	526	450
Fumbles: Number-Lost	2-0	3-2
Penalties: Number-Yards	4-30	8-57
Possession Time	36:38	23:22
Third Down Conversions	7 of 15	3 of 8
Sacks By: Number-Yards	3-13	3-19

INDIVIDUAL STATISTICS

RUSHING: Arkansas State-Hayes, Rocky 3-86; Oku, David 22-83; Jackson, F. 17-77; McKissic, J.D. 1-7; Aplin, Ryan 7-4. Louisiana-Harris, Alonzo 7-27; Maxwell, Jacob 1-18; Broadway, Terra 9-14; Reed, Effrem 3-14; Pierce, Torrey 1-5; Surgent, Darryl 2-minus 2. **PASSING:** Arkansas State-Aplin, Ryan 21-31-0-269. Louisiana-Broadway, Terra 28-39-3-374; TEAM 0-1-0-0; Baer, Brett 0-1-0-0. **RECEIVING:** Arkansas State-Jarboe, Josh 4-67; Stockemer, T. 4-63; McKissic, J.D. 4-20; Oku, David 3-24; Fleming, R.J. 2-30; Jones, Julian 1-35; Griswold, D. 1-17; Hayes, Rocky 1-7; Kincy, Anthony 1-6. Louisiana-Surgent, Darryl 5-107; Robinson, Jamal 5-106; Lawson, Javone 4-55; Brown, Bradley 3-38; Thompson, Ian 3-27; Figaro, Devin 2-12; Harris, Alonzo 2-9; Reed, Effrem 2-8; Maxwell, Jacob 1-8; Butler, James 1-4. **INTERCEPTIONS:** Arkansas State-Scales, Chaz 1-26; Holmes, Tausean 1-18; Stone, Chris 1-5. Louisiana-None. **FUMBLES:** Arkansas State-Oku, David 1-0; Hayes, Rocky 1-0. Louisiana-Broadway, Terra 3-2.

BRIAN DAVIS, JR. K



2012 ARKANSAS STATE FOOTBALL NOTES: GAME RECAPS

NOV. 5, 2012 • APOGEE STADIUM: 17,534
Arkansas State 37, North Texas 19

DENTON, Texas - ASU piled up 474 yards total offense and its defense forced a pair of turnovers in a 37-19 victory over North Texas at Apogee Stadium. Senior Ryan Aplin threw for a season-high 328 yards to lead ASU. Safety Sterling Young recorded six tackles, an interception and fumble recovery to pace ASU's defense. ASU was saddled with a safety on the opening kickoff, but bounced back to score on its next four possessions to build a 23-12 lead with 7:18 left in the half. ASU tacked on its final score of the first half at the 2:12 mark to take a 30-12 lead into the break. NT was able to pull within 30-19 with 6:11 remaining the third quarter. Rocky Hayes set the final on a 19-yard run at the 1:15 mark of the third quarter.

Score by Quarters	1	2	3	4	Score
Arkansas State	10	20	7	0	37
North Texas	9	3	7	0	19

Team	Qtr	Time	Scoring play	Pys-Yds	TOP	Score
UNT	1	15:00	Team safety	-	-	0-2
ASU	1	09:56	Jones 59 yd rec	9-90	3:03	7-2
UNT	1	04:27	Thompson 2 yd run	11-75	5:29	7-9
ASU	1	00:54	Davis 39 yd FG	10-54	3:33	10-9
ASU	2	13:38	Aplin 5 yd run	3-79	0:33	16-9
UNT	2	10:18	Olen 43 yd FG	6-44	3:20	16-12
ASU	2	07:18	Oku 1 yd run	7-78	3:00	23-12
ASU	2	02:12	Murry 4 yd rec	4-31	1:20	30-12
UNT	3	06:11	Jimmerson 3 yd rec	6-29	2:45	30-19
ASU	3	01:15	Hayes 19 yd run	11-75	4:56	37-19

TEAM STATISTICS

	ASU	UNT
First Downs	22	23
Net yards rushing	146	84
Net yards passing	328	316
Passes Comp-Att-Int	25-32-0	28-49-1
Total Net Yards	474	400
Fumbles: Number-Lost	1-0	1-1
Penalties: Number-Yards	8-89	4-38
Possession Time	27:57	32:03
Third Down Conversions	7 of 12	7 of 18
Sacks By: Number-Yards	1-4	1-11

INDIVIDUAL STATISTICS

RUSHING: Arkansas State-Oku, David 17-71; Hayes, Rocky 7-58; Jackson, F. 4-17; Aplin, Ryan 4-2; TEAM 1-minus 2. North Texas-Jimmerson, A. 13-35; Brown, Jeremy 3-34; Byrd, Brandin 11-17; Thompson, Derek 3-minus 2. **PASSING:** Arkansas State-Aplin, Ryan 25-32-0-328. North Texas-Thompson, Derek 28-47-1-316; Osborn, Brent 0-2-0-0. **RECEIVING:** Arkansas State-McKissic, J.D. 10-96; Jarboe, Josh 5-93; Stockemer, T. 4-50; Hayes, Rocky 2-15; Jones, Julian 1-59; Smith, Andre 1-7; Murry, Kedric 1-4; Oku, David 1-4. North Texas-Smith, Darnell 7-107; Harris, Carlos 4-52; Bynes, Chris 3-50; Power, Andrew 3-50; Miller, Drew 3-16; Byrd, Brandin 2-15; Jimmerson, A. 2-12; Brown, Jeremy 2-2; Delgado, Ivan 1-11; Smith, Tanner 1-1. **INTERCEPTIONS:** Arkansas State-Young, Sterling 1-0. North Texas-None. **FUMBLES:** Arkansas State-Hayes, Rocky 1-0. North Texas-Brown, Jeremy 1-1.

NOV. 8, 2012 • LIBERTY BANK STADIUM: 30,243
Arkansas State 45, ULM 23

JONESBORO - The showdown between two Sun Belt Conference (SBC) first-place teams went the way of ASU as the Red Wolves scored 21 unanswered points in the second half en route to a 45-23 victory over ULM. The two teams combined to amass 967 yards in total offense as A-State produced 334 passing yards and generated 200 on the ground. Besides his three TD's on the night, David Oku rushed for a game-high 131 yards on 22 carries. Ryan Aplin threw for a season-high 334 yards and two TD's on 26-of-34 passing to go with 44 rushing yards. ASU's defense was paced by Sterling Young's game-high 13 stops, while Nathan Herrold recorded a fumble recovery and interception.

Score by Quarters	1	2	3	4	Score
Arkansas State	14	3	21	7	45
ULM	7	3	7	6	23

Team	Qtr	Time	Scoring play	Pys-Yds	TOP	Score
ULM	1	10:05	Washington 27 yd rec	8-62	3:43	0-7
ASU	1	06:39	Jones 35 yd rec	7-75	3:26	7-7
ASU	1	01:09	Aplin 38 yd run	10-87	3:38	14-7
ULM	2	13:19	Manton 37 yd FG	8-50	2:43	14-10
ASU	2	09:14	Davis 37 yd FG	11-51	3:59	17-10
ULM	3	13:00	Ceasar 37 yd rec	6-65	2:00	17-17
ASU	3	12:43	Stockemer 70 yd rec	1-70	0:10	24-17
ASU	3	07:49	Oku 1 yd run	7-64	2:06	31-17
ASU	3	03:48	Oku 6 yd run	8-82	3:03	38-17
ULM	4	05:17	Washington 1 yd run	8-46	2:29	38-23
ASU	4	02:35	Oku 4 yd run	5-46	2:42	45-23

TEAM STATISTICS

	ASU	ULM
First Downs	22	24
Net yards rushing	200	76
Net yards passing	334	357
Passes Comp-Att-Int	26-34-1	37-53-1
Total Net Yards	534	433
Fumbles: Number-Lost	1-0	1-1
Penalties: Number-Yards	5-36	5-35
Possession Time	27:30	32:30
Third Down Conversions	6 of 13	7 of 16
Sacks By: Number-Yards	3-14	0-0

INDIVIDUAL STATISTICS

RUSHING: ULM-Washington, M 12-62; McNeal, D 3-10; Brown, Brayle 1-9; Bailey, M 3-1; Davis, Cortney 1-0; TEAM 1-minus 1; Wells, Cody 6-minus 5. Arkansas State-Oku, David 22-131; Aplin, Ryan 8-44; Hayes, Rocky 2-14; Jackson, F. 2-11. **PASSING:** ULM-Wells, Cody 37-53-1-357. Arkansas State-Aplin, Ryan 26-34-1-334. **RECEIVING:** ULM-Leonard, Brent 14-134; Hamm, Je/Ron 9-102; Washington, M 4-46; Ceasar, Rashon 3-63; Maye, Tavares 3-10; Bailey, M 2-1; Steed, Kevin 1-2; Davis, Cortney 1-minus 1. Arkansas State-McKissic, J.D. 12-102; Fleming, R.J. 4-32; Stockemer, T. 2-86; Jones, Julian 2-81; Jarboe, Josh 2-17; Oku, David 2-6; Hayes, Rocky 1-7; Kincy, Anthony 1-3. **INTERCEPTIONS:** ULM-Mitchell, Henry 1-18. Arkansas State-Herrold, Nathan 1-36. **FUMBLES:** ULM-Washington, M 1-1. Arkansas State-Aplin, Ryan 1-0.

JULIAN JONES, JR. WR



RYAN APLIN, SR. QB



NOV. 17, 2012 • VETERANS MEMORIAL STADIUM: 20,614
Arkansas State 41, Troy 34

TROY, Ala. - Arkansas State spoiled Troy's homecoming with a 41-34 win at Veterans Memorial Stadium as senior quarterback Ryan Aplin rewrote the school and Sun Belt Conference record books. A-State put up 595 yards of total offense, with 454 of those yards coming from Aplin to break his old school record of 442 set against Louisiana-Lafayette in 2010. Aplin, who also broke the Sun Belt Conference record for career passing yards, finished the game with 369 yards through the air to run his four-year total to 10,112 yards. The two teams traded the lead four times in the first half and were tied 20-20 early in the third quarter, but ASU took the lead for good on a 43-yard Oku reception with 9:11 left in the quarter.

Score by Quarters		1	2	3	4	Score
Arkansas State		13	7	14	7	41
Troy		7	10	6	11	34

Team	Qtr	Time	Scoring play	Pys-Yds	TOP	Score
ASU	1	11:50	Jones 5 yd rec	10-94	3:10	6-0
Troy	1	06:13	Reeves 51 yd rec	1-51	0:07	6-7
ASU	1	03:10	McKissic 31 yd rec	7-75	3:03	13-7
Troy	2	10:28	Anthony 1 yd run	6-78	2:15	13-14
Troy	2	02:05	Scott 19 yd FG	9-51	3:42	13-17
ASU	2	00:12	Stockemer 9 yd rec	11-75	1:53	20-17
Troy	3	09:39	Scott 18 yd FG	14-91	5:21	20-20
ASU	3	09:11	Oku 43 yd rec	2-58	0:28	27-20
Troy	3	04:54	Scott 38 yd FG	12-46	4:17	27-23
ASU	3	00:20	Oku 5 yd run	9-82	4:34	34-23
Troy	4	10:23	Trawick 70 yd int return	-	-	34-31
ASU	4	04:49	Oku 1 yd run	9-75	5:34	41-31
Troy	4	03:31	Scott 29 yd FG	6-65	1:18	41-34

TEAM STATISTICS

	ASU	Troy
First Downs	33	23
Net yards rushing	226	71
Net yards passing	369	447
Passes Comp-Att-Int	28-42-1	28-38-0
Total Net Yards	369	447
Fumbles: Number-Lost	1-0	2-1
Penalties: Number-Yards	5-44	11-96
Possession Time	34:05	25:55
Third Down Conversions	6 of 12	5 of 13
Sacks By: Number-Yards	2-15	0-0

INDIVIDUAL STATISTICS

RUSHING: Arkansas State-Oku, David 20-93; Aplin, Ryan 12-85; Hayes, Rocky 5-40; Jackson, F. 3-13; TEAM 1-minus 5. Troy-Southward, S. 13-51; Taylor, D.J. 7-29; Anthony, Deon 5-8; White, Daron 2-6; Albert, Justin 2-4; Robinson, Corey 3-minus 13; TEAM 1-minus 14. **PASSING:** Arkansas State-Aplin, Ryan 28-42-1-369. Troy-Robinson, Corey 26-35-0-417; Anthony, Deon 2-3-0-30. **RECEIVING:** Arkansas State-McKissic, J.D. 12-138; Stockemer, T. 6-117; Jarboe, Josh 3-33; Hayes, Rocky 3-14; Oku, David 1-43; McCants, Carlos 1-13; Kincy, Anthony 1-6; Jones, Julian 1-5. Troy-Reeves, Chip 6-142; Southward, S. 6-46; Thomas, Eric 4-87; Robinson, J. 4-53; Worthy, C. 3-38; Chitty, B.J. 2-51; Edenfield, K.D. 1-15; Albert, Justin 1-10; Taylor, D.J. 1-5. **INTERCEPTIONS:** Arkansas State-None. Troy-Trawick, B. 1-70. **FUMBLES:** Arkansas State-Aplin, Ryan 1-0. Troy-Anthony, Deon 1-1; TEAM 1-0.

J.D. MCKISSIC, FR. WR



The Automated ScoreBook
Arkansas State Game Results (as of Nov 18, 2012)
All games

Date	Opponent		Score	Overall	Conference	Time	Attend
09/01/12	at #5 Oregon Ducks	L	34-57	0-1	0-0	3:35	56144
Sep 08, 2012	MEMPHIS	W	33-28	1-1	0-0	3:10	28041
Sep 15, 2012	at Nebraska	L	13-42	1-2	0-0	3:13	85290
Sep 22, 2012	ALCORN STATE	W	56-0	2-2	0-0	2:59	21559
* Sep 29, 2012	WESTERN KENTUCKY	L	13-26	2-3	0-1	3:06	25160
* Oct 04, 2012	at FIU	W	34-20	3-3	1-1	3:17	13612
* Oct 13, 2012	SOUTH ALABAMA	W	36-29	4-3	2-1	2:52	22143
* Oct 23, 2012	at Louisiana	W	50-27	5-3	3-1	3:12	19873
* Nov 03, 2012	at North Texas	W	37-19	6-3	4-1	3:02	17534
* Nov 08, 2012	ULM	W	45-23	7-3	5-1	3:10	30243
* Nov 17, 2012	at Troy	W	41-34	8-3	6-1	3:30	20614

The Automated ScoreBook

Arkansas State Combined Team Statistics (as of Nov 18, 2012)

All games

Date	Opponent		Score	Att.
09/01/12	at #5 Oregon Ducks	L	34-57	56144
Sep 08, 2012	MEMPHIS	W	33-28	28041
Sep 15, 2012	at Nebraska	L	13-42	85290
Sep 22, 2012	ALCORN STATE	W	56-0	21559
* Sep 29, 2012	WESTERN KENTUCKY	L	13-26	25160
* Oct 04, 2012	at FIU	W	34-20	13612
* Oct 13, 2012	SOUTH ALABAMA	W	36-29	22143
* Oct 23, 2012	at Louisiana	W	50-27	19873
* Nov 03, 2012	at North Texas	W	37-19	17534
* Nov 08, 2012	ULM	W	45-23	30243
* Nov 17, 2012	at Troy	W	41-34	20614

Record:	Overall	Home	Away	Neutral
All games	8-3	4-1	4-2	0-0
Conference	6-1	2-1	4-0	0-0
Non-Conference	2-2	2-0	0-2	0-0

Team Statistics	ASU	OPP
FIRST DOWNS	274	235
Rushing	139	97
Passing	114	121
Penalty	21	17
RUSHING YARDAGE	2335	1751
Rushing Attempts	455	433
Average Per Rush	5.1	4.0
Average Per Game	212.3	159.2
TDs Rushing	27	14
PASSING YARDAGE	2935	2684
Comp-Att-Int	239-361-5	244-373-10
Average Per Pass	8.1	7.2
Average Per Catch	12.3	11.0
Average Per Game	266.8	244.0
TDs Passing	21	21
TOTAL OFFENSE	5270	4435
Average Per Play	6.5	5.5
Average Per Game	479.1	403.2
KICK RETURNS: #-Yards	34-641	47-948
PUNT RETURNS: #-Yards	9-18	16-108
INT RETURNS: #-Yards	10-182	5-121
FUMBLES-LOST	19-9	19-10
PENALTIES-Yards	60-553	78-600
PUNTS-AVG	43-35.7	47-42.1
TIME OF POSSESSION/Game	28:45	31:15
3RD-DOWN Conversions	66/146	68/166
4TH-DOWN Conversions	6/13	19/27

Interceptions	no.	yds	avg	td	lg
Herrold, Nathan	2	74	37.0	0	38
Scales, Chaz	2	31	15.5	0	26
Young, Sterling	2	29	14.5	0	29
Lee, Qushaun	1	2	2.0	0	2
Stone, Chris	1	5	5.0	0	5
Jones, Don	1	23	23.0	0	23
Holmes, Tausean	1	18	18.0	0	18

Punting	no.	yds	avg	lg	tb	fc	i20	50+	blk
Sullivent, N.	27	1030	38.1	58	3	3	2	4	1
Wilbourn, Ryan	11	425	38.6	48	1	4	1	0	1
Aplin, Ryan	3	80	26.7	41	1	0	2	0	0
TEAM	2	0	0.0	0	0	0	0	0	0

Punt Returns	no.	yds	avg	td	lg
Hayes, Rocky	7	28	4.0	0	22
McKissic, J.D.	2	-10	-5.0	0	0
Total	9	18	2.0	0	22
Opponents	16	108	6.8	1	21

Kick Returns	no.	yds	avg	td	lg
Hayes, Rocky	18	342	19.0	0	36
Jackson, F.	9	188	20.9	0	27
Oku, David	4	71	17.8	0	22
Tryon, Andrew	2	33	16.5	0	19
Knighten, Fredi	1	7	7.0	0	7
Total	34	641	18.9	0	36
Opponents	47	948	20.2	0	51

All Purpose	g	rush	rcv	pr	kr	ir	total	avg/g
Oku, David	11	922	149	0	71	0	1142	103.8
McKissic, J.D.	11	13	849	-10	0	0	852	77.5
Hayes, Rocky	11	429	39	28	342	0	838	76.2
Jackson, F.	10	315	61	0	188	0	564	56.4
Jarboe, Josh	11	13	531	0	0	0	544	49.5
Total	11	2325	2225	18	641	182	4111	555.5

Rushing	gp	att	gain	loss	net	avg	td	lg	avg/g
Oku, David	11	206	954	32	922	4.5	14	40	83.8
Hayes, Rocky	11	38	433	4	429	11.3	2	73	39.0
Aplin, Ryan	11	90	518	139	379	4.2	5	38	34.5
Jackson, F.	10	68	323	8	315	4.6	4	24	31.5
Smith, Rod	6	13	104	0	104	8.0	1	11	17.3
Thornton, S.	7	7	76	0	76	10.9	1	30	10.9
Knighten, Fredi	7	9	59	8	51	5.7	0	35	7.3
Gordon, Michael	7	6	34	0	34	5.7	0	15	4.9
Jarboe, Josh	11	5	13	0	13	2.6	0	7	1.2
McKissic, J.D.	11	2	13	0	13	6.5	0	7	1.2
Jacobs, Ryan	2	3	9	0	9	3.0	0	4	4.5
Davis, Zach	1	1	2	0	2	2.0	0	2	2.0
Fleming, R.J.	10	1	9	8	1	1.0	0	0	0.1
Collins, Kelsey	10	1	0	0	0	0.0	0	0	0.0
TEAM	8	5	0	13	-13	-2.6	0	0	-1.6
Total	11	455	2547	212	2335	5.1	27	73	212.3
Opponents	11	433	2017	266	1751	4.0	14	45	159.2

Passing	gp	effic	comp-att-int	pct	yds	td	lg	avg/g
Aplin, Ryan	11	151.22	236-355-4	66.5	2891	20	74	262.8
Knighten, Fredi	7	159.92	3-5-1	60.0	44	1	33	6.3
Butterfield, P.	1	0.00	0-1-0	0.0	0	0	0	0.0
Total	11	150.93	239-361-5	66.2	2935	21	74	266.8
Opponents	11	139.08	244-373-10	65.4	2684	21	51	244.0

Receiving	gp	no.	yds	avg	td	lg	avg/g
McKissic, J.D.	11	84	849	10.1	4	74	77.2
Jarboe, Josh	11	45	531	11.8	3	63	48.3
Stockemer, T.	8	26	417	16.0	3	70	52.1
Oku, David	11	18	149	8.3	1	43	13.5
Jones, Julian	11	12	335	27.9	6	72	30.5
Kincy, Anthony	11	11	98	8.9	1	25	8.9
McCants, Carlos	11	8	174	21.8	1	54	15.8
Fleming, R.J.	10	8	88	11.0	0	23	8.8
Hayes, Rocky	11	8	39	4.9	0	9	3.5
Griswold, D.	10	7	118	16.9	0	29	11.8
Jackson, F.	10	5	61	12.2	0	39	6.1
Murry, Kedric	11	3	22	7.3	2	11	2.0
Keaton, Derek	6	1	33	33.0	0	33	5.5
Gordon, Michael	7	1	7	7.0	0	7	1.0
Muse, Allen	1	1	7	7.0	0	7	7.0
Smith, Andre	11	1	7	7.0	0	7	0.6
Total	11	239	2935	12.3	21	74	266.8
Opponents	11	244	2684	11.0	21	51	244.0

Field Goals	fg	pct.	01-19	20-29	30-39	40-49	50-99	lg	blk
Davis, Brian	15-19	78.9	0-0	7-8	5-7	3-4	0-0	47	0

Scoring	td	fg	PAT				dxp	saf	pts
Oku, David	15	-	-	1-1	-	-	-	-	92
Davis, Brian	-	15-19	45-48	-	-	-	-	-	90
Jones, Julian	6	-	-	-	-	-	-	-	36
Aplin, Ryan	5	-	-	0-1	-	-	-	-	30
Jackson, F.	4	-	-	-	-	-	-	-	24
McKissic, J.D.	4	-	-	-	-	-	-	-	24
Jarboe, Josh	3	-	-	-	-	-	-	-	18
Stockemer, T.	3	-	-	-	-	-	-	-	18
Hayes, Rocky	2	-	-	-	-	-	-	-	12
Murry, Kedric	2	-	-	-	-	-	-	-	12
Thornton, S.	1	-	-	-	-	-	-	-	6
Smith, Rod	1	-	-	-	-	-	-	-	6
McCants, Carlos	1	-	-	-	-	-	-	-	6
Lee, Qushaun	1	-	-	-	-	-	-	-	6
Wright, Ronnell	1	-	-	-	-	-	-	-	6
Kincy, Anthony	1	-	-	-	-	-	-	-	6

The Automated ScoreBook
Arkansas State Overall Team Statistics (as of Nov 18, 2012)
All games

Team Statistics	ASU	OPP
SCORING	392	305
Points Per Game	35.6	27.7
FIRST DOWNS	274	235
Rushing	139	97
Passing	114	121
Penalty	21	17
RUSHING YARDAGE	2335	1751
Yards gained rushing	2547	2017
Yards lost rushing	212	266
Rushing Attempts	455	433
Average Per Rush	5.1	4.0
Average Per Game	212.3	159.2
TDs Rushing	27	14
PASSING YARDAGE	2935	2684
Comp-Att-Int	239-361-5	244-373-10
Average Per Pass	8.1	7.2
Average Per Catch	12.3	11.0
Average Per Game	266.8	244.0
TDs Passing	21	21
TOTAL OFFENSE	5270	4435
Total Plays	816	806
Average Per Play	6.5	5.5
Average Per Game	479.1	403.2
KICK RETURNS: #-Yards	34-641	47-948
PUNT RETURNS: #-Yards	9-18	16-108
INT RETURNS: #-Yards	10-182	5-121
KICK RETURN AVERAGE	18.9	20.2
PUNT RETURN AVERAGE	2.0	6.8
INT RETURN AVERAGE	18.2	24.2
FUMBLES-LOST	19-9	19-10
PENALTIES-Yards	60-553	78-600
Average Per Game	50.3	54.5
PUNTS-Yards	43-1535	47-1981
Average Per Punt	35.7	42.1
Net punt average	30.9	40.5
KICKOFFS-Yards	76-4299	59-3666
Average Per Kick	56.6	62.1
Net kick average	49.9	41.1
TIME OF POSSESSION/Game	28:45	31:15
3RD-DOWN Conversions	66/146	68/166
3rd-Down Pct	45%	41%
4TH-DOWN Conversions	6/13	19/27
4th-Down Pct	46%	70%
SACKS BY-Yards	18-117	13-92
MISC YARDS	0	0
TOUCHDOWNS SCORED	50	38
FIELD GOALS-ATTEMPTS	15-19	13-17
ON-SIDE KICKS	0-1	0-2
RED-ZONE SCORES	(46-54) 85%	(36-46) 78%
RED-ZONE TOUCHDOWNS	(35-54) 65%	(25-46) 54%
PAT-ATTEMPTS	(45-48) 94%	(32-34) 94%
ATTENDANCE	127146	213067
Games/Avg Per Game	5/25429	6/35511
Neutral Site Games		0/0

Score by Quarters	1st	2nd	3rd	4th	OT	Total
Arkansas State	77	129	120	66	0	392
Opponents	86	82	57	80	0	305

The Automated ScoreBook
Arkansas State Overall Individual Statistics (as of Nov 18, 2012)
All games

Rushing	gp	att	gain	loss	net	avg	td	lg	avg/g
Oku, David	11	206	954	32	922	4.5	14	40	83.8
Hayes, Rocky	11	38	433	4	429	11.3	2	73	39.0
Aplin, Ryan	11	90	518	139	379	4.2	5	38	34.5
Jackson, F.	10	68	323	8	315	4.6	4	24	31.5
Smith, Rod	6	13	104	0	104	8.0	1	11	17.3
Thornton, S.	7	7	76	0	76	10.9	1	30	10.9
Knighten, Fredi	7	9	59	8	51	5.7	0	35	7.3
Gordon, Michael	7	6	34	0	34	5.7	0	15	4.9
Jarboe, Josh	11	5	13	0	13	2.6	0	7	1.2
McKissic, J.D.	11	2	13	0	13	6.5	0	7	1.2
Jacobs, Ryan	2	3	9	0	9	3.0	0	4	4.5
Davis, Zach	1	1	2	0	2	2.0	0	2	2.0
Fleming, R.J.	10	1	9	8	1	1.0	0	0	0.1
Collins, Kelsey	10	1	0	0	0	0.0	0	0	0.0
TEAM	8	5	0	13	-13	-2.6	0	0	-1.6
Total	11	455	2547	212	2335	5.1	27	73	212.3
Opponents	11	433	2017	266	1751	4.0	14	45	159.2

Passing	gp	effic	comp-att-int	pct	yds	td	lg	avg/g
Aplin, Ryan	11	151.22	236-355-4	66.5	2891	20	74	262.8
Knighten, Fredi	7	159.92	3-5-1	60.0	44	1	33	6.3
Butterfiled, P.	1	0.00	0-1-0	0.0	0	0	0	0.0
Total	11	150.93	239-361-5	66.2	2935	21	74	266.8
Opponents	11	139.08	244-373-10	65.4	2684	21	51	244.0

Receiving	gp	no.	yds	avg	td	lg	avg/g
McKissic, J.D.	11	84	849	10.1	4	74	77.2
Jarboe, Josh	11	45	531	11.8	3	63	48.3
Stockemer, T.	8	26	417	16.0	3	70	52.1
Oku, David	11	18	149	8.3	1	43	13.5
Jones, Julian	11	12	335	27.9	6	72	30.5
Kincy, Anthony	11	11	98	8.9	1	25	8.9
McCants, Carlos	11	8	174	21.8	1	54	15.8
Fleming, R.J.	10	8	88	11.0	0	23	8.8
Hayes, Rocky	11	8	39	4.9	0	9	3.5
Griswold, D.	10	7	118	16.9	0	29	11.8
Jackson, F.	10	5	61	12.2	0	39	6.1
Murry, Kedric	11	3	22	7.3	2	11	2.0
Keaton, Derek	6	1	33	33.0	0	33	5.5
Gordon, Michael	7	1	7	7.0	0	7	1.0
Muse, Allen	1	1	7	7.0	0	7	7.0
Smith, Andre	11	1	7	7.0	0	7	0.6
Total	11	239	2935	12.3	21	74	266.8
Opponents	11	244	2684	11.0	21	51	244.0

Punt Returns	no.	yds	avg	td	lg
Hayes, Rocky	7	28	4.0	0	22
McKissic, J.D.	2	-10	-5.0	0	0
Total	9	18	2.0	0	22
Opponents	16	108	6.8	1	21

Interceptions	no.	yds	avg	td	lg
Herrold, Nathan	2	74	37.0	0	38
Young, Sterling	2	29	14.5	0	29
Scales, Chaz	2	31	15.5	0	26
Holmes, Tausean	1	18	18.0	0	18
Jones, Don	1	23	23.0	0	23
Stone, Chris	1	5	5.0	0	5
Lee, Qushaun	1	2	2.0	0	2
Total	10	182	18.2	0	38
Opponents	5	121	24.2	1	70

Kick Returns	no.	yds	avg	td	lg
Hayes, Rocky	18	342	19.0	0	36
Jackson, F.	9	188	20.9	0	27
Oku, David	4	71	17.8	0	22
Tryon, Andrew	2	33	16.5	0	19
Knighten, Fredi	1	7	7.0	0	7
Total	34	641	18.9	0	36
Opponents	47	948	20.2	0	51

Fumble Returns	no.	yds	avg	td	lg
Jackson, S.	1	0	0.0	0	0
Young, Sterling	1	26	26.0	0	26
Herrold, Nathan	1	6	6.0	0	6
Porter, Eddie	1	33	33.0	0	33
Wright, Ronnell	1	7	7.0	1	7
Lee, Qushaun	0	1	0.0	1	1
Total	5	73	14.6	2	33
Opponents	0	0	0.0	1	0

The Automated ScoreBook
Arkansas State Overall Individual Statistics (as of Nov 18, 2012)
All games

Scoring	td	fg	PAT				dxd	saf	pts
			kick	rush	rcv	pass			
Oku, David	15	-	-	1-1	-	-	-	-	92
Davis, Brian	-	15-19	45-48	-	-	-	-	-	90
Jones, Julian	6	-	-	-	-	-	-	-	36
Aplin, Ryan	5	-	-	0-1	-	-	-	-	30
McKissic, J.D.	4	-	-	-	-	-	-	-	24
Jackson, F.	4	-	-	-	-	-	-	-	24
Stockemer, T.	3	-	-	-	-	-	-	-	18
Jarboe, Josh	3	-	-	-	-	-	-	-	18
Murry, Kedric	2	-	-	-	-	-	-	-	12
Hayes, Rocky	2	-	-	-	-	-	-	-	12
Smith, Rod	1	-	-	-	-	-	-	-	6
Kincy, Anthony	1	-	-	-	-	-	-	-	6
McCants, Carlos	1	-	-	-	-	-	-	-	6
Lee, Qushaun	1	-	-	-	-	-	-	-	6
Thornton, S.	1	-	-	-	-	-	-	-	6
Wright, Ronnell	1	-	-	-	-	-	-	-	6
Total	50	15-19	45-48	1-2	-	-	-	-	392
Opponents	38	13-17	32-34	-	2	2-3	-	1	305

Total Offense	g	plays	rush	pass	total	avg/g
Aplin, Ryan	11	445	379	2891	3270	297.3
Oku, David	11	206	922	0	922	83.8
Hayes, Rocky	11	38	429	0	429	39.0
Jackson, F.	10	68	315	0	315	31.5
Smith, Rod	6	13	104	0	104	17.3
Knighten, Fredi	7	14	51	44	95	13.6
Thornton, S.	7	7	76	0	76	10.9
Gordon, Michael	7	6	34	0	34	4.9
Jarboe, Josh	11	5	13	0	13	1.2
McKissic, J.D.	11	2	13	0	13	1.2
Jacobs, Ryan	2	3	9	0	9	4.5
Davis, Zach	1	1	2	0	2	2.0
Fleming, R.J.	10	1	1	0	1	0.1
TEAM	8	5	-13	0	-13	-1.6
Total	11	816	2335	2935	5270	479.1
Opponents	11	806	1751	2684	4435	403.2

Field Goals	fg	pct.	01-19	20-29	30-39	40-49	50-99	lg	blk
Davis, Brian	15-19	78.9	0-0	7-8	5-7	3-4	0-0	47	0

FG Sequence	Arkansas State	Opponents
Oregon Ducks	(43),29,(29)	35
Memphis	(23),38,(25)	25
Nebraska	(31),(32)	-
Alcorn State	-	33
Western Kentucky	(20),(33)	(22),(27)
FIU	43	(28),(31)
South Alabama	-	(26),45,(39),(42)
Louisiana	(47),(22),(45),(21),(29)	-
North Texas	(39)	(43)
ULM	(37)	(37)
Troy	39	(19),(18),(38),(29)

Punting	no.	yds	avg	lg	tb	fc	i20	50+	blk
Sullivent, N.	27	1030	38.1	58	3	3	2	4	1
Wilbourn, Ryan	11	425	38.6	48	1	4	1	0	1
Aplin, Ryan	3	80	26.7	41	1	0	2	0	0
TEAM	2	0	0.0	0	0	0	0	0	0
Total	43	1535	35.7	58	5	7	5	4	2
Opponents	47	1981	42.1	67	3	14	25	11	0

Kickoffs	no.	yds	avg	tb	ob	retn	net	ydln
Ferguson, Luke	45	2554	56.8	11	3			
Davis, Brian	19	1070	56.3	5	0			
Wilbourn, Ryan	11	611	55.5	0	1			
Sullivent, N.	1	64	64.0	0	0			
Total	76	4299	56.6	16	4	20.2	38.8	26
Opponents	59	3666	62.1	24	1	18.9	41.1	23

Numbers in (parentheses) indicate field goal was made.

The Automated ScoreBook
Arkansas State Overall Individual Statistics (as of Nov 18, 2012)
All games

<u>All Purpose</u>	<u>g</u>	<u>rush</u>	<u>rcv</u>	<u>pr</u>	<u>kr</u>	<u>ir</u>	<u>total</u>	<u>avg/g</u>
Oku, David	11	922	149	0	71	0	1142	103.8
McKissic, J.D.	11	13	849	-10	0	0	852	77.5
Hayes, Rocky	11	429	39	28	342	0	838	76.2
Jackson, F.	10	315	61	0	188	0	564	56.4
Jarboe, Josh	11	13	531	0	0	0	544	49.5
Stockemer, T.	8	0	417	0	0	0	417	52.1
Aplin, Ryan	11	379	0	0	0	0	379	34.5
Jones, Julian	11	0	335	0	0	0	335	30.5
McCants, Carlos	11	0	174	0	0	0	174	15.8
Griswold, D.	10	0	118	0	0	0	118	11.8
Smith, Rod	6	104	0	0	0	0	104	17.3
Kincy, Anthony	11	0	98	0	0	0	98	8.9
Fleming, R.J.	10	1	88	0	0	0	89	8.9
Thornton, S.	7	76	0	0	0	0	76	10.9
Herrold, Nathan	11	0	0	0	0	74	74	6.7
Knighten, Fredi	7	51	0	0	7	0	58	8.3
Gordon, Michael	7	34	7	0	0	0	41	5.9
Tryon, Andrew	11	0	0	0	33	0	33	3.0
Keaton, Derek	6	0	33	0	0	0	33	5.5
Scales, Chaz	11	0	0	0	0	31	31	2.8
Young, Sterling	11	0	0	0	0	29	29	2.6
Jones, Don	11	0	0	0	0	23	23	2.1
Murry, Kedric	11	0	22	0	0	0	22	2.0
Holmes, Tausea	7	0	0	0	0	18	18	2.6
Jacobs, Ryan	2	9	0	0	0	0	9	4.5
Smith, Andre	11	0	7	0	0	0	7	0.6
Muse, Allen	1	0	7	0	0	0	7	7.0
Stone, Chris	11	0	0	0	0	5	5	0.5
Lee, Qushaun	10	0	0	0	0	2	2	0.2
Davis, Zach	1	2	0	0	0	0	2	2.0
TEAM	8	-13	0	0	0	0	-13	-1.6
Total	11	2335	2935	18	641	182	6111	555.5
Opponents	11	1751	2684	108	948	121	5612	510.2

The Automated ScoreBook
Arkansas State Overall Defensive Statistics (as of Nov 18, 2012)
All games

##	Defensive Leaders	gp	Tackles				Sacks no-yds	Pass defense			Fumbles		blkd	
			ua	a	tot	tfl/yds		int-yds	brup	qbh	rcv-yds	ff	kick	saf
40	Herrold, Nathan	11	42	57	99	8.0-24	2.0-16	2-74	4	.	2-6	2	.	.
48	Lee, Qushaun	10	49	30	79	1.5-5	.	1-2	3	.	0-1	2	.	.
5	Jones, Don	11	41	25	66	4.5-12	.	1-23	1
11	Young, Sterling	11	38	24	62	1.5-2	.	2-29	5	.	1-26	.	.	.
91	Starson, Tim	11	26	35	61	12.0-46	4.5-21	.	1	.	1-0	.	.	.
98	Carrethers, R.	11	14	46	60	3.5-14	1.0-3	.	.	.	1-0	.	.	.
53	Nelms, Nick	11	21	32	53	5.0-20	0.5-5	.	2	.	.	1	.	.
5B	Scales, Chaz	11	29	13	42	1.0-1	.	2-31	6
20	Lorigan, Cole	11	24	17	41	1.0-6	.	.	1
24	Tryon, Andrew	11	25	7	32	.	.	.	4
42	Stone, Chris	11	11	18	29	2.5-14	0.5-3	1-5	2
37	Porter, Eddie	10	11	17	28	5.0-25	2.5-19	.	1	.	1-33	4	.	.
90	Wright, Ronnell	10	10	16	26	2.0-10	1.5-10	.	1	1	1-7	.	.	.
12	Coleman, Kyle	11	11	14	25	2.0-4	.	.	1	.	1-0	.	.	.
29	Humes, Chris	11	10	11	21
10	Brown, Artez	10	13	7	20	2.0-5	1.0-2	.	1
97	Draper, Amos	11	7	9	16	5.5-24	2.0-11	1	1	.
54	Jackson, S.	8	6	9	15	4.0-23	1.5-18	.	.	.	1-0	1	.	.
8	Holmes, Tausean	7	10	4	14	.	.	1-18	2
77	Blackmon, D.	8	7	6	13	0.5-1
30	Collins, Kelsey	10	5	3	8
2B	Triplett, T.	7	2	4	6
7	Jones, Julian	11	4	2	6
33	Victorian, J.	4	3	3	6
41	Albright, L.	2	2	2	4	0.5-4
25	Oku, David	11	2	1	3
94	Owens, Markel	3	2	1	3
35	Gordon, Michael	7	1	2	3
93	Dunaway, Darius	8	1	1	2	1.0-9	1.0-9
21	Thornton, S.	7	1	1	2
28	Girley, C.	3	.	2	2
6	Jackson, F.	10	1	1	2
99	Ferguson, Luke	9	2	.	2
85	Murry, Kedric	11	1	1	2
96	Gandy, John	3	1	1	2	1.5-1
50	Buckley, Darius	2	.	1	1	0.5-2
18	Smith, Andre	11	1	.	1
32	Jacobs, Ryan	2	1	.	1
22	Kincy, Anthony	11	.	1	1
TM	TEAM	8	1	.	1	1-0	1	.	.
51	Oliver, Cade	11	.	1	1
Total		11	436	425	861	65-252	18-117	10-182	35	1	10-73	12	1	.
Opponents		11	418	444	862	54-196	13-92	5-121	25	6	9-0	8	2	1

The Automated ScoreBook
Arkansas State Team Game-by-Game (as of Nov 18, 2012)
All games

TEAM STATISTICS

Date	Opponent	Rushing				Receiving				Passing				Kick Returns				Punt Returns				tot off
		no.	yds	td	lg	no.	yds	td	lg	cmp-att-int	yds	td	lg	no.	yds	td	lg	no.	yds	td	lg	
09/01/12	at Oregon Ducks	37	226	1	24	29	304	3	72	29-44-1	304	3	72	6	111	0	26	0	0	0	0	530
Sep 08	MEMPHIS	54	298	3	33	24	321	1	42	24-44-0	321	1	42	1	19	0	19	2	-10	0	0	619
Sep 15	at Nebraska	37	148	0	15	16	138	0	22	16-32-1	138	0	22	3	77	0	27	1	22	0	22	286
Sep 22	ALCORN STATE	56	396	4	35	14	238	3	55	14-16-0	238	3	55	1	31	0	31	1	-2	0	0	634
Sep 29	WESTERN KENTUCKY	39	127	0	38	24	208	1	29	24-41-1	208	1	29	5	66	0	23	1	2	0	2	335
Oct 04	at FIU	37	198	4	73	15	223	1	74	15-23-0	223	1	74	2	45	0	27	0	0	0	0	421
Oct 13	SOUTH ALABAMA	37	113	2	32	17	203	3	39	17-22-0	203	3	39	4	97	0	30	1	19	0	19	316
Oct 23	at Louisiana	50	257	4	57	21	269	1	46	21-31-0	269	1	46	2	36	0	19	2	-5	0	0	526
Nov 03	at North Texas	33	146	3	19	25	328	2	63	25-32-0	328	2	63	2	13	0	14	0	0	0	0	474
Nov 08	ULM	34	200	4	38	26	334	2	70	26-34-1	334	2	70	2	53	0	30	0	0	0	0	534
Nov 17	at Troy	41	226	2	40	28	369	4	44	28-42-1	369	4	44	6	93	0	36	1	-8	0	0	595
		455	2335	27	73	239	2935	21	74	239-361-5	2935	21	74	34	641	0	36	9	18	0	22	5270
	Opponents	433	1751	14	45	244	2684	21	51	244-373-10	2684	21	51	47	948	0	51	16	108	1	21	4435

Games played: 11

Avg per rush: 5.1

Avg per catch: 12.3

Pass efficiency: 150.93

Kick ret avg: 18.9

Punt ret avg: 2.0

All purpose avg/game: 555.5

Total offense avg/gm: 479.1

Date	Opponent	Tackles				Sacks no-yds	Fumble		Pass Defense			Blkd kick	PAT Attempts			saf	pts
		ua	a	total	tfl-yds		ff	fr-yds	int-yds	qbh	brup		kick	rush	rcv		
09/01/12	at Oregon Ducks	57	27	84	6.0-26	1.0-9	0	0-0	1-5	0	4	0	4-4	0	0	0	34
Sep 08	MEMPHIS	24	58	82	6.0-10	1.0-3	1	0-0	0-0	0	1	0	3-3	0	0	0	33
Sep 15	at Nebraska	45	44	89	3.0-25	2.0-23	3	4-34	0-0	0	1	0	1-1	0	0	0	13
Sep 22	ALCORN STATE	27	50	77	11.0-49	2.0-20	3	1-7	1-23	0	2	0	8-8	0	0	0	56
Sep 29	WESTERN KENTUCKY	26	50	76	5.0-11	1.0-2	0	0-0	0-0	0	4	0	1-1	0	0	0	13
Oct 04	at FIU	58	18	76	4.0-21	1.0-8	0	0-0	2-31	1	1	0	4-5	0	0	0	34
Oct 13	SOUTH ALABAMA	28	76	104	6.0-32	1.0-6	0	0-0	1-38	0	4	0	4-4	1	0	0	36
Oct 23	at Louisiana	47	4	51	5.0-18	3.0-13	2	2-6	3-49	0	3	0	5-5	0	0	0	50
Nov 03	at North Texas	41	26	67	7.0-17	1.0-4	1	1-26	1-0	0	7	0	4-5	0	0	0	37
Nov 08	ULM	41	52	93	8.0-22	3.0-14	1	1-0	1-36	0	6	1	6-6	0	0	0	45
Nov 17	at Troy	42	20	62	4.0-21	2.0-15	1	1-0	0-0	0	2	0	5-6	0	0	0	41
		436	425	861	65.0-252	18.0-117	12	10-73	10-182	1	35	1	45-48	1	0	0	392
	Opponents	418	444	862	54.0-196	13.0-92	8	9-0	5-121	6	25	2	32-34	0	2	1	305

		Punting										Field Goals			Kickoffs				
Date	Opponent	no.	yds	avg	long	blkd	tb	fc	50+	i20	md-att	long	blkd	no.	yds	avg	tb	ob	
09/01/12	at Oregon Ducks	4	124	31.0	42	0	0	0	0	0	2-3	43	0	7	272	38.9	1	0	
Sep 08	MEMPHIS	5	178	35.6	58	1	0	0	1	0	2-3	25	0	7	414	59.1	0	1	
Sep 15	at Nebraska	5	198	39.6	51	0	0	0	1	2	2-2	32	0	4	223	55.8	1	0	
Sep 22	ALCORN STATE	2	89	44.5	50	0	1	0	1	0	0-0	0	0	9	513	57.0	1	2	
Sep 29	WESTERN KENTUCKY	5	184	36.8	47	0	1	2	0	0	2-2	33	0	4	229	57.2	0	0	
Oct 04	at FIU	6	242	40.3	53	0	1	1	1	1	0-1	0	0	6	387	64.5	1	0	
Oct 13	SOUTH ALABAMA	3	41	13.7	28	1	0	0	0	0	0-0	0	0	6	381	63.5	4	0	
Oct 23	at Louisiana	3	133	44.3	48	0	2	1	0	0	5-5	47	0	11	644	58.5	3	0	
Nov 03	at North Texas	4	135	33.8	47	0	0	0	0	0	1-1	39	0	8	530	66.2	4	0	
Nov 08	ULM	3	102	34.0	43	0	0	0	0	1	1-1	37	0	7	383	54.7	0	1	
Nov 17	at Troy	3	109	36.3	39	0	0	3	0	1	0-1	0	0	7	323	46.1	1	0	
		43	1535	35.7	58	2	5	7	4	5	15-19	47	0	76	4299	56.6	16	4	
Opponents		47	1981	42.1	67	0	3	14	11	25	13-17	43	0	59	3666	62.1	24	1	

The Automated ScoreBook
Arkansas State Opponent Game-by-Game (as of Nov 18, 2012)
All games

OPPONENT STATISTICS

Date	Opponent	Rushing				Receiving				Passing				Kick Returns				Punt Returns				tot off
		no.	yds	td	lg	no.	yds	td	lg	cmp-att-int	yds	td	lg	no.	yds	td	lg	no.	yds	td	lg	
09/01/12	at Oregon Ducks	57	297	4	33	28	308	4	22	28-39-1	308	4	22	1	2	0	2	1	6	0	6	605
Sep 08	MEMPHIS	32	139	0	28	14	154	2	41	14-24-0	154	2	41	6	104	0	22	4	25	1	7	293
Sep 15	at Nebraska	59	347	4	45	13	180	2	42	13-14-0	180	2	42	3	49	0	28	3	26	0	21	527
Sep 22	ALCORN STATE	33	98	0	18	14	32	0	9	14-27-1	32	0	9	6	106	0	24	1	-7	0	0	130
Sep 29	WESTERN KENTUCKY	41	243	1	44	11	122	2	24	11-19-0	122	2	24	4	108	0	51	1	1	0	1	365
Oct 04	at FIU	48	188	1	33	19	153	1	23	19-31-2	153	1	23	5	129	0	38	2	19	0	12	341
Oct 13	SOUTH ALABAMA	50	132	0	11	24	241	3	39	24-38-1	241	3	39	2	61	0	37	1	14	0	0	373
Oct 23	at Louisiana	23	76	1	18	28	374	3	40	28-41-3	374	3	40	8	143	0	30	0	0	0	0	450
Nov 03	at North Texas	30	84	1	14	28	316	1	34	28-49-1	316	1	34	4	77	0	27	1	4	0	4	400
Nov 08	ULM	27	76	1	30	37	357	2	37	37-53-1	357	2	37	6	134	0	38	2	20	0	16	433
Nov 17	at Troy	33	71	1	11	28	447	1	51	28-38-0	447	1	51	2	35	0	23	0	0	0	0	518
		433	1751	14	45	244	2684	21	51	244-373-10	2684	21	51	47	948	0	51	16	108	1	21	4435
	Arkansas State	455	2335	27	73	239	2935	21	74	239-361-5	2935	21	74	34	641	0	36	9	18	0	22	5270

Games played: 11
 Avg per rush: 4.0
 Avg per catch: 11.0
 Pass efficiency: 139.08
 Kick ret avg: 20.2
 Punt ret avg: 6.8
 All purpose avg/game: 510.2
 Total offense avg/gm: 403.2

Date	Opponent	Tackles				Sacks no-yds	Fumble		Pass Defense			Blkd kick	PAT Attempts			saf	pts
		ua	a	total	tfl-yds		ff	fr-yds	int-yds	qbh	brup		kick	rush	rcv		
09/01/1	at Oregon Ducks	51	18	69	3.0-8	0.0-0	1	2-0	1-25	2	3	0	7-7	0	1	0	57
Sep 08	MEMPHIS	32	80	112	3.0-4	0.0-0	0	1-0	0-0	0	3	1	4-4	0	0	0	28
Sep 15	at Nebraska	32	48	80	6.0-15	3.0-12	2	1-0	1-0	4	2	0	6-6	0	0	0	42
Sep 22	ALCORN STATE	32	60	92	2.0-5	0.0-0	0	1-0	0-0	0	0	0	0-0	0	0	0	0
Sep 29	WESTERN KENTUCKY	40	40	80	13.0-62	4.0-32	0	1-0	1-8	0	4	0	2-3	0	0	0	26
Oct 04	at FIU	41	12	53	2.0-6	0.0-0	1	0-0	0-0	0	5	0	2-2	0	0	0	20
Oct 13	SOUTH ALABAMA	27	52	79	8.0-34	2.0-18	3	3-0	0-0	0	1	1	2-2	0	0	0	29
Oct 23	at Louisiana	53	24	77	9.0-36	3.0-19	1	0-0	0-0	0	2	0	3-3	0	0	0	27
Nov 03	at North Texas	34	34	68	3.0-18	1.0-11	0	0-0	0-0	0	0	0	2-2	0	0	1	19
Nov 08	ULM	22	60	82	5.0-8	0.0-0	0	0-0	1-18	0	1	0	2-3	0	0	0	23
Nov 17	at Troy	54	16	70	0.0-0	0.0-0	0	0-0	1-70	0	4	0	2-2	0	1	0	34
		418	444	862	54.0-196	13.0-92	8	9-0	5-121	6	25	2	32-34	0	2	1	305
	Arkansas State	436	425	861	65.0-252	18.0-117	12	10-73	10-182	1	35	1	45-48	1	0	0	392

		Punting									Field Goals			Kickoffs				
Date	Opponent	no.	yds	avg	long	blkd	tb	fc	50+	i20	md-att	long	blkd	no.	yds	avg	tb	ob
09/01/1	at Oregon Ducks	2	55	27.5	39	0	0	1	0	1	0-1	0	0	9	570	63.3	3	0
Sep 08	MEMPHIS	8	374	46.8	62	0	0	1	3	7	0-1	0	0	5	325	65.0	4	0
Sep 15	at Nebraska	2	115	57.5	58	0	0	1	2	1	0-0	0	0	7	455	65.0	4	0
Sep 22	ALCORN STATE	10	376	37.6	54	0	0	3	1	3	0-1	0	0	1	51	51.0	0	0
Sep 29	WESTERN KENTUCKY	5	201	40.2	52	0	1	1	1	3	2-2	27	0	6	355	59.2	1	0
Oct 04	at FIU	5	204	40.8	46	0	0	4	0	3	2-2	31	0	5	311	62.2	3	0
Oct 13	SOUTH ALABAMA	1	29	29.0	29	0	0	0	0	0	3-4	42	0	6	366	61.0	1	1
Oct 23	at Louisiana	3	130	43.3	52	0	0	0	1	1	0-0	0	0	4	246	61.5	2	0
Nov 03	at North Texas	6	283	47.2	67	0	2	2	2	2	1-1	43	0	4	251	62.8	2	0
Nov 08	ULM	2	73	36.5	39	0	0	1	0	2	1-1	37	0	4	254	63.5	2	0
Nov 17	at Troy	3	141	47.0	53	0	0	0	1	2	4-4	38	0	8	482	60.2	2	0
		47	1981	42.1	67	0	3	14	11	25	13-17	43	0	59	3666	62.1	24	1
Arkansas State		43	1535	35.7	58	2	5	7	4	5	15-19	47	0	76	4299	56.6	16	4

The Automated ScoreBook
Arkansas State Passing Game-by-Game (as of Nov 18, 2012)
All games

#16 Aplin, Ryan	Comp	Att	Int	Pct	Yards	TD	Long	Sacked	Effic
Oregon Ducks	29	44	1	65.9	304	3	72	0-0	141.90
Memphis	24	44	0	54.5	321	1	42	0-0	123.33
Nebraska	16	30	0	53.3	138	0	22	3-12	91.97
Alcorn State	12	13	0	92.3	198	3	55	0-0	296.40
Western Kentukcy	23	40	1	57.5	204	0	29	4-32	95.34
FIU	15	23	0	65.2	223	1	74	0-0	161.01
South Alabama	17	22	0	77.3	203	3	39	2-18	199.78
Louisiana	21	31	0	67.7	269	1	46	3-19	151.28
North Texas	25	32	0	78.1	328	2	63	1-11	184.85
ULM	26	34	1	76.5	334	2	70	0-0	172.52
Troy	28	42	1	66.7	369	4	44	0-0	167.13
TOTALS	236	355	4	66.5	2891	20	74	13-92	151.22

#13 Knighten, Fredi	Comp	Att	Int	Pct	Yards	TD	Long	Sacked	Effic
Nebraska	0	2	1	0.0	0	0	0	0-0	-100.00
Alcorn State	2	2	0	100.0	40	0	33	0-0	268.00
Western Kentukcy	1	1	0	100.0	4	1	4	0-0	463.60
TOTALS	3	5	1	60.0	44	1	33	0-0	159.92

#1B Butterfiled, P.	Comp	Att	Int	Pct	Yards	TD	Long	Sacked	Effic
Alcorn State	0	1	0	0.0	0	0	0	0-0	0.00
TOTALS	0	1	0	0.0	0	0	0	0-0	0.00

The Automated ScoreBook
Arkansas State Rushing/Receiving Game-by-Game (as of Nov 18, 2012)
All games

RUSHING	No-Yds/TD	ORE	MEMPHIS	NEB	ALCORN	WKU	FIU	USA	UL	NT	ULM	TROY
Oku, David RB	206-922/14	12-81/0	25-111/1	11-44/0	17-92/2	22-79/0	16-53/3	22-84/1	22-83/1	17-71/1	22-131/3	20-93/2
Hayes, Rocky	38-429/2	-	4-68/0	6-47/0	6-26/0	1-6/0	3-84/0	1-0/0	3-86/1	7-58/1	2-14/0	5-40/0
Aplin, Ryan QB	90-379/5	12-37/1	6-73/0	11-18/0	1-24/0	12-41/0	9-50/1	8-1/1	7-4/0	4-2/1	8-44/1	12-85/0
Jackson, F. RB	68-315/4	7-72/0	14-38/2	8-32/0	DNP	2-10/0	6-15/0	5-30/0	17-77/2	4-17/0	2-11/0	3-13/0
Smith, Rod RB	13-104/1	-	DNP	DNP	13-104/1	DNP	-	DNP	-	DNP	-	-
Thornton, S. RB	7-76/1	1-17/0	DNP	DNP	6-59/1	DNP	DNP	-	-	-	-	-
Knighten, Fredi QB	9-51/0	DNP	4-8/0	1-7/0	3-37/0	1--1/0	DNP	-	-	DNP	DNP	-
Gordon, Michael RB	6-34/0	DNP	DNP	DNP	6-34/0	DNP	-	-	-	-	-	-
McKissic, J.D. WR	2-13/0	1-6/0	-	-	-	-	-	-	1-7/0	-	-	-
Jarboe, Josh WR	5-13/0	4-13/0	1-0/0	-	-	-	-	-	-	-	-	-
Jacobs, Ryan	3-9/0	DNP	DNP	DNP	3-9/0	DNP	DNP	DNP	-	DNP	DNP	DNP
Davis, Zach QB	1-2/0	DNP	DNP	DNP	1-2/0	DNP	DNP	DNP	DNP	DNP	DNP	DNP
Fleming, R.J. WR	1-1/0	DNP	-	-	0-9/0	1--8/0	-	-	-	-	-	-
Collins, Kelsey WR	1-0/0	DNP	-	-	-	-	1-0/0	-	-	-	-	-
TEAM	5--13/0	DNP	-	-	-	DNP	2--4/0	1--2/0	DNP	1--2/0	-	1--5/0

RECEIVING	No-Yds/TD	ORE	MEMPHIS	NEB	ALCORN	WKU	FIU	USA	UL	NT	ULM	TROY
McKissic, J.D. WR	84-849/4	4-28/0	8-99/0	8-73/0	6-49/1	8-79/0	5-124/1	7-41/1	4-20/0	10-96/0	12-102/0	12-138/1
Jarboe, Josh WR	45-531/3	13-66/1	6-101/1	1-7/0	1-55/0	5-42/0	2-16/0	3-34/1	4-67/0	5-93/0	2-17/0	3-33/0
Stockemer, T. WR	26-417/3	1-5/0	DNP	DNP	DNP	3-25/0	2-6/0	4-65/1	4-63/0	4-50/0	2-86/1	6-117/1
Jones, Julian WR	12-335/6	2-80/1	2-27/0	1-8/0	1-11/1	1-29/0	-	-	1-35/1	1-59/1	2-81/1	1-5/1
McCants, Carlos WR	8-174/1	1-38/1	2-39/0	2-26/0	1-54/0	1-4/0	-	-	-	-	-	1-13/0
Oku, David RB	18-149/1	3-21/0	1-8/0	2-11/0	1-5/0	3-27/0	1-0/0	-	3-24/0	1-4/0	2-6/0	1-43/1
Griswold, D. TE	7-118/0	1-26/0	1-13/0	-	DNP	-	3-51/0	1-11/0	1-17/0	-	-	-
Kincy, Anthony TE	11-98/1	1-14/0	1-7/0	-	1-17/0	2-6/1	2-26/0	1-13/0	1-6/0	-	1-3/0	1-6/0
Fleming, R.J. WR	8-88/0	DNP	1-14/0	1-12/0	-	-	-	-	2-30/0	-	4-32/0	-
Jackson, F. RB	5-61/0	1-8/0	2-13/0	1-1/0	DNP	-	-	1-39/0	-	-	-	-
Hayes, Rocky	8-39/0	-	-	-	-	1--4/0	-	-	1-7/0	2-15/0	1-7/0	3-14/0
Keaton, Derek WR	1-33/0	-	-	-	1-33/0	-	DNP	-	DNP	DNP	DNP	DNP
Murry, Kedric TE	3-22/2	1-11/0	-	-	1-7/1	-	-	-	-	1-4/1	-	-
Muse, Allen WR	1-7/0	1-7/0	DNP	DNP	DNP	DNP	DNP	DNP	DNP	DNP	DNP	DNP
Smith, Andre TE	1-7/0	-	-	-	-	-	-	-	-	1-7/0	-	-
Gordon, Michael RB	1-7/0	DNP	DNP	DNP	1-7/0	DNP	-	-	-	-	-	-

The Automated ScoreBook
Arkansas State Total Tackles Game-by-Game (as of Nov 18, 2012)
All games

Total Tackles	UA-A	Total	ORE	MEMPHIS	NEB	ALCORN	WKU	FIU	USA	UL	NT	ULM	TROY
Herrold, Nathan LB	42-57	99	6-5	2-7	6-5	1-5	2-5	6-2	3-14	6-1	3-4	1-5	6-4
Lee, Qushaun LB	49-30	79	6-1	1-4	9-6	3-1	DNP	9-3	5-4	3-0	5-2	3-6	5-3
Jones, Don	41-25	66	3-1	2-3	6-2	2-0	5-7	4-2	4-4	7-0	4-1	4-5	-
Young, Sterling DB	38-24	62	3-2	2-4	4-3	2-1	3-3	7-1	3-2	2-0	5-1	7-6	0-1
Starson, Tim DE	26-35	61	4-1	1-5	0-4	2-4	0-4	7-1	0-4	3-0	2-4	2-6	5-2
Carrethers, R. DL	14-46	60	2-2	1-9	1-3	0-5	1-3	6-2	0-10	-	2-3	0-5	1-4
Nelms, Nick LB	21-32	53	2-2	0-2	1-1	0-2	2-7	2-2	0-10	2-0	4-1	4-4	4-1
Scales, Chaz DB	29-13	42	2-1	6-2	2-2	2-2	2-1	0-1	2-2	2-0	3-0	2-2	6-0
Lorigan, Cole DB	24-17	41	5-0	3-5	2-2	-	0-1	2-0	2-6	1-0	1-0	3-3	5-0
Tryon, Andrew DB	25-7	32	6-0	1-2	1-1	-	4-0	-	2-0	4-1	3-1	3-2	1-0
Stone, Chris DE	11-18	29	2-1	2-2	1-1	0-3	0-3	-	1-5	2-0	0-1	1-1	2-1
Porter, Eddie LB	11-17	28	2-3	0-2	2-3	1-2	2-5	1-1	DNP	1-0	1-1	1-0	-
Wright, Ronnell DL	10-16	26	1-1	DNP	3-3	-	0-5	3-0	0-3	1-0	0-1	1-2	1-1
Coleman, Kyle DB	11-14	25	0-2	0-2	3-3	1-6	0-1	3-0	-	-	1-0	1-0	2-0
Humes, Chris DB	10-11	21	1-1	1-0	-	3-4	-	1-0	2-3	1-1	0-1	1-1	-
Brown, Artez DB	13-7	20	-	1-0	1-0	-	0-3	3-0	1-1	5-0	2-3	DNP	-
Draper, Amos DL	7-9	16	1-0	0-2	0-1	0-2	0-1	-	0-3	1-0	1-0	1-0	3-0
Jackson, S. DE	6-9	15	1-1	0-2	2-0	0-2	-	1-2	1-1	DNP	DNP	1-1	DNP
Holmes, Tausean DB	10-4	14	3-0	DNP	DNP	2-1	DNP	DNP	1-2	2-0	2-0	0-1	-
Blackmon, D. DL	7-6	13	1-1	DNP	1-0	0-4	1-0	1-0	DNP	DNP	1-0	1-0	1-1
Collins, Kelsey	5-3	8	DNP	-	-	1-1	1-0	-	0-1	2-0	1-1	-	-
Triplett, T. DB	2-4	6	-	0-2	-	1-1	1-1	-	DNP	DNP	DNP	-	DNP
Victorian, J. DB	3-3	6	2-0	1-1	0-1	0-1	DNP	DNP	DNP	DNP	DNP	DNP	DNP
Jones, Julian	4-2	6	-	0-1	-	-	2-0	-	-	2-0	-	-	0-1
Albright, L. LB	2-2	4	DNP	-	DNP	2-2	DNP	DNP	DNP	DNP	DNP	DNP	DNP
Owens, Markel DL	2-1	3	2-1	DNP	-	-	DNP	DNP	DNP	DNP	DNP	DNP	DNP
Gordon, Michael	1-2	3	DNP	DNP	DNP	1-0	DNP	-	-	-	0-1	-	0-1
Oku, David	2-1	3	1-0	-	-	-	-	0-1	-	-	-	1-0	-
Dunaway, Darius DE	1-1	2	-	-	0-1	1-0	-	DNP	DNP	DNP	-	-	-
Jackson, F.	1-1	2	-	-	-	DNP	-	-	-	0-1	-	1-0	-
Gandy, John DE	1-1	2	1-0	DNP	DNP	-	DNP	DNP	0-1	DNP	DNP	DNP	DNP
Murry, Kedric	1-1	2	-	-	0-1	-	-	-	-	-	-	1-0	-
Girley, C. DB	0-2	2	0-1	0-1	DNP	-	DNP	DNP	DNP	DNP	DNP	DNP	DNP
Thornton, S.	1-1	2	-	DNP	DNP	-	DNP	DNP	-	-	-	1-1	-
Ferguson, Luke	2-0	2	-	-	-	-	-	1-0	1-0	-	DNP	-	DNP
Jacobs, Ryan DB	1-0	1	DNP	DNP	DNP	1-0	DNP	DNP	DNP	-	DNP	DNP	DNP
Kincy, Anthony	0-1	1	-	-	-	-	-	-	-	-	-	0-1	-
Smith, Andre	1-0	1	-	-	-	-	-	1-0	-	-	-	-	-
Oliver, Cade	0-1	1	-	-	0-1	-	-	-	-	-	-	-	-
TEAM	1-0	1	-	-	-	1-0	-	-	-	-	-	-	-
Buckley, Darius LB	0-1	1	DNP	DNP	DNP	0-1	DNP	-	DNP	DNP	DNP	DNP	DNP

The Automated ScoreBook
Arkansas State Tackle For Loss Game-by-Game (as of Nov 18, 2012)
All games

TACKLES FOR LOSS	UA-A	Total	ORE	MEMPHIS	NEB	ALCORN	WKU	FIU	USA	UL	NT	ULM	TROY
Starson, Tim DE	6-12	12.0	-	2.5-6	0.5-1	3.0-9	0.5-1	-	0.5-7	-	2.0-6	2.0-8	1.0-8
Herrold, Nathan LB	5-6	8.0	-	0.5-1	1.5-10	0.5-2	0.5-0	1.0-1	0.5-1	-	1.5-1	1.0-1	1.0-7
Draper, Amos DL	5-1	5.5	1.0-3	-	-	0.5-4	-	-	-	1.0-4	-	1.0-7	2.0-6
Porter, Eddie LB	4-2	5.0	-	0.5-0	-	1.0-11	1.5-4	1.0-3	DNP	1.0-7	-	-	-
Nelms, Nick LB	3-4	5.0	0.5-5	-	-	-	2.0-6	-	0.5-4	-	1.0-4	1.0-1	-
Jones, Don	3-3	4.5	1.0-2	-	-	-	-	-	1.5-5	1.0-2	-	1.0-3	-
Jackson, S. DE	3-2	4.0	1.5-5	0.5-1	1.0-14	-	-	-	1.0-3	DNP	DNP	-	DNP
Carrethers, R. DL	2-3	3.5	-	-	-	0.5-1	-	1.0-9	0.5-3	-	1.0-1	0.5-0	-
Stone, Chris DE	2-1	2.5	1.0-10	1.0-1	-	-	-	-	0.5-3	-	-	-	-
Brown, Artez DB	2-0	2.0	-	-	-	-	-	-	-	2.0-5	-	DNP	-
Coleman, Kyle DB	1-2	2.0	-	-	-	2.0-4	-	-	-	-	-	-	-
Wright, Ronnell DL	1-2	2.0	-	DNP	-	-	-	1.0-8	-	-	0.5-2	0.5-0	-
Lee, Qushaun LB	1-1	1.5	-	-	-	-	DNP	-	-	-	1.0-3	0.5-2	-
Gandy, John DE	1-1	1.5	1.0-1	DNP	DNP	-	DNP	DNP	0.5-0	DNP	DNP	DNP	DNP
Young, Sterling DB	0-3	1.5	-	0.5-1	-	0.5-1	0.5-0	-	-	-	-	-	-
Dunaway, Darius DE	1-0	1.0	-	-	-	1.0-9	-	DNP	DNP	DNP	-	-	-
Scales, Chaz DB	0-2	1.0	-	0.5-0	-	0.5-1	-	-	-	-	-	-	-
Lorigan, Cole DB	0-2	1.0	-	-	-	-	-	-	0.5-6	-	-	0.5-0	-
Buckley, Darius LB	0-1	0.5	DNP	DNP	DNP	0.5-2	DNP	-	DNP	DNP	DNP	DNP	DNP
Albright, L. LB	0-1	0.5	DNP	-	DNP	0.5-4	DNP	DNP	DNP	DNP	DNP	DNP	DNP
Blackmon, D. DL	0-1	0.5	-	DNP	-	0.5-1	-	-	DNP	DNP	-	-	-

[illegible]

The Automated ScoreBook
Arkansas State Return Stats Game-by-Game (as of Nov 18, 2012)
All games

PUNT RETURNS	No-Yds	ORE	MEMPHIS	NEB	ALCORN	WKU	FIU	USA	UL	NT	ULM	TROY
Hayes, Rocky	7-28	-	-	1-22	1--2	1-2	-	1-19	2--5	-	-	1--8
McKissic, J.D.	2--10	-	2--10	-	-	-	-	-	-	-	-	-

KICK RETURNS	No-Yds	ORE	MEMPHIS	NEB	ALCORN	WKU	FIU	USA	UL	NT	ULM	TROY
Hayes, Rocky	18-342	1-26	-	1-24	1-31	4-43	2-45	1-30	1-19	1--1	2-53	4-72
Jackson, F.	9-188	-	-	2-53	DNP	1-23	-	3-67	1-17	1-14	-	1-14
Oku, David	4-71	4-71	-	-	-	-	-	-	-	-	-	-
Tryon, Andrew	2-33	1-14	1-19	-	-	-	-	-	-	-	-	-
Knighten, Fredi	1-7	DNP	-	-	-	-	DNP	-	-	DNP	DNP	1-7

INT. RETURNS	No-Yds	ORE	MEMPHIS	NEB	ALCORN	WKU	FIU	USA	UL	NT	ULM	TROY
Scales, Chaz	2-31	1-5	-	-	-	-	-	-	1-26	-	-	-
Young, Sterling	2-29	-	-	-	-	-	1-29	-	-	1-0	-	-
Herrold, Nathan	2-74	-	-	-	-	-	-	1-38	-	-	1-36	-
Holmes, Tausean	1-18	-	DNP	DNP	-	DNP	DNP	-	1-18	-	-	-
Jones, Don	1-23	-	-	-	1-23	-	-	-	-	-	-	-
Lee, Qushaun	1-2	-	-	-	-	DNP	1-2	-	-	-	-	-
Stone, Chris	1-5	-	-	-	-	-	-	-	1-5	-	-	-

FUMBLE RETURNS	No-Yds	ORE	MEMPHIS	NEB	ALCORN	WKU	FIU	USA	UL	NT	ULM	TROY
Porter, Eddie	1-33	-	-	1-33	-	-	-	DNP	-	-	-	-
Young, Sterling	1-26	-	-	-	-	-	-	-	-	1-26	-	-
Wright, Ronnell	1-7	-	DNP	-	1-7	-	-	-	-	-	-	-
Herrold, Nathan	1-6	-	-	-	-	-	-	-	1-6	-	-	-
Jackson, S.	1-0	-	-	1-0	-	-	-	-	DNP	DNP	-	DNP

The Automated ScoreBook
Arkansas State Game Superlatives (as of Nov 18, 2012)
All games

INDIVIDUAL GAME HIGHS

Rushes	25	Oku, David vs Memphis (Sep 08, 2012)
Yards Rushing	131	Oku, David vs ULM (Nov 08, 2012)
TD Rushes	3	Oku, David at FIU (Oct 04, 2012)
	3	Oku, David vs ULM (Nov 08, 2012)
Long Rush	73	Hayes, Rocky at FIU (Oct 04, 2012)
Pass attempts	44	Aplin, Ryan at Oregon Ducks (09/01/12)
	44	Aplin, Ryan vs Memphis (Sep 08, 2012)
Pass completions	29	Aplin, Ryan at Oregon Ducks (09/01/12)
Yards Passing	369	Aplin, Ryan at Troy (Nov 17, 2012)
TD Passes	4	Aplin, Ryan at Troy (Nov 17, 2012)
Long Pass	74	Aplin, Ryan at FIU (Oct 04, 2012)
Receptions	13	Jarboe, Josh at Oregon Ducks (09/01/12)
Yards Receiving	138	McKissic, J.D. at Troy (Nov 17, 2012)
TD Receptions	1	McCants, Carlos at Oregon Ducks (09/01/12)
	1	Jarboe, Josh at Oregon Ducks (09/01/12)
	1	Jones, Julian at Oregon Ducks (09/01/12)
	1	Jarboe, Josh vs Memphis (Sep 08, 2012)
	1	Jones, Julian vs Alcorn State (Sep 22, 2012)
	1	McKissic, J.D. vs Alcorn State (Sep 22, 2012)
	1	Murry, Kedric vs Alcorn State (Sep 22, 2012)
	1	Kincy, Anthony vs Western Kentukcy (Sep 29, 2012)
	1	McKissic, J.D. at FIU (Oct 04, 2012)
	1	Stockemer, T. vs South Alabama (Oct 13, 2012)
	1	Jarboe, Josh vs South Alabama (Oct 13, 2012)
	1	McKissic, J.D. vs South Alabama (Oct 13, 2012)
	1	Jones, Julian at Louisiana (Oct 23, 2012)
	1	Jones, Julian at North Texas (Nov 03, 2012)
	1	Murry, Kedric at North Texas (Nov 03, 2012)
	1	Stockemer, T. vs ULM (Nov 08, 2012)
	1	Jones, Julian vs ULM (Nov 08, 2012)
	1	Stockemer, T. at Troy (Nov 17, 2012)
	1	Jones, Julian at Troy (Nov 17, 2012)
	1	McKissic, J.D. at Troy (Nov 17, 2012)
	1	Oku, David at Troy (Nov 17, 2012)
Long Reception	74	McKissic, J.D. at FIU (Oct 04, 2012)
Field Goals	5	Davis, Brian at Louisiana (Oct 23, 2012)
Long Field Goal	47	Davis, Brian at Louisiana (Oct 23, 2012)
Punts	6	Sullivent, N. at FIU (Oct 04, 2012)
Punting Avg	48.0	Sullivent, N. at Nebraska (Sep 15, 2012)
Long Punt	58	Sullivent, N. vs Memphis (Sep 08, 2012)
Punts inside 20	1	Sullivent, N. at Nebraska (Sep 15, 2012)
	1	Aplin, Ryan at Nebraska (Sep 15, 2012)
	1	Sullivent, N. at FIU (Oct 04, 2012)
	1	Aplin, Ryan vs ULM (Nov 08, 2012)
	1	Wilbourn, Ryan at Troy (Nov 17, 2012)
Long Punt Return	22	Hayes, Rocky at Nebraska (Sep 15, 2012)
Long Kickoff Return	36	Hayes, Rocky at Troy (Nov 17, 2012)
Tackles	17	Herrold, Nathan vs South Alabama (Oct 13, 2012)
Sacks	1.5	Starson, Tim vs ULM (Nov 08, 2012)
Tackles For Loss	3.0	Starson, Tim vs Alcorn State (Sep 22, 2012)
Interceptions	1	Scales, Chaz at Oregon Ducks (09/01/12)
	1	Jones, Don vs Alcorn State (Sep 22, 2012)
	1	Young, Sterling at FIU (Oct 04, 2012)
	1	Lee, Qushaun at FIU (Oct 04, 2012)
	1	Herrold, Nathan vs South Alabama (Oct 13, 2012)
	1	Scales, Chaz at Louisiana (Oct 23, 2012)

The Automated ScoreBook
Arkansas State Game Superlatives (as of Nov 18, 2012)
All games

1	Holmes, Tausean at Louisiana (Oct 23, 2012)
1	Stone, Chris at Louisiana (Oct 23, 2012)
1	Young, Sterling at North Texas (Nov 03, 2012)
1	Herrold, Nathan vs ULM (Nov 08, 2012)

The Automated ScoreBook
Arkansas State Game Superlatives (as of Nov 18, 2012)
All games

TEAM GAME HIGHS

Rushes	56	vs Alcorn State (Sep 22, 2012)
Yards Rushing	396	vs Alcorn State (Sep 22, 2012)
Yards Per Rush	7.1	vs Alcorn State (Sep 22, 2012)
TD Rushes	4	vs Alcorn State (Sep 22, 2012)
	4	at FIU (Oct 04, 2012)
	4	at Louisiana (Oct 23, 2012)
	4	vs ULM (Nov 08, 2012)
Pass attempts	44	at Oregon Ducks (09/01/12)
	44	vs Memphis (Sep 08, 2012)
Pass completions	29	at Oregon Ducks (09/01/12)
Yards Passing	369	at Troy (Nov 17, 2012)
Yards Per Pass	14.9	vs Alcorn State (Sep 22, 2012)
TD Passes	4	at Troy (Nov 17, 2012)
Total Plays	98	vs Memphis (Sep 08, 2012)
Total Offense	634	vs Alcorn State (Sep 22, 2012)
Yards Per Play	8.8	vs Alcorn State (Sep 22, 2012)
Points	56	vs Alcorn State (Sep 22, 2012)
Sacks By	3	at Louisiana (Oct 23, 2012)
	3	vs ULM (Nov 08, 2012)
First Downs	34	vs Memphis (Sep 08, 2012)
Penalties	8	vs Western Kentukcy (Sep 29, 2012)
	8	at North Texas (Nov 03, 2012)
Penalty Yards	89	at North Texas (Nov 03, 2012)
Turnovers	3	at Oregon Ducks (09/01/12)
	3	vs South Alabama (Oct 13, 2012)
Interceptions By	3	at Louisiana (Oct 23, 2012)
Punts	6	at FIU (Oct 04, 2012)
Punting Avg	44.5	vs Alcorn State (Sep 22, 2012)
Long Punt	58	vs Memphis (Sep 08, 2012)
Punts inside 20	2	at Nebraska (Sep 15, 2012)
Long Punt Return	22	at Nebraska (Sep 15, 2012)

The Automated ScoreBook
Arkansas State Game Superlatives (as of Nov 18, 2012)
All games

OPPONENT INDIVIDUAL GAME HIGHS

Rushes	30	Abdullah, Ameer, at Nebraska (Sep 15, 2012)
Yards Rushing	215	Andrews, A., vs Western Kentukcy (Sep 29, 2012)
TD Rushes	2	Barner, Kenjon, at Oregon Ducks (09/01/12)
	2	Abdullah, Ameer, at Nebraska (Sep 15, 2012)
Long Rush	45	Abdullah, Ameer, at Nebraska (Sep 15, 2012)
Pass attempts	53	Wells, Cody, vs ULM (Nov 08, 2012)
Pass completions	37	Wells, Cody, vs ULM (Nov 08, 2012)
Yards Passing	417	Robinson, Corey, at Troy (Nov 17, 2012)
TD Passes	3	Mariota, Marcus, at Oregon Ducks (09/01/12)
	3	Metheny, Ross, vs South Alabama (Oct 13, 2012)
	3	Broadway, Terra, at Louisiana (Oct 23, 2012)
Long Pass	51	Robinson, Corey, at Troy (Nov 17, 2012)
Receptions	14	Leonard, Brent, vs ULM (Nov 08, 2012)
Yards Receiving	142	Reeves, Chip, at Troy (Nov 17, 2012)
TD Receptions	2	Thomas, D., at Oregon Ducks (09/01/12)
	2	Bell, Kenny, at Nebraska (Sep 15, 2012)
	2	Henry, Mitchell, vs Western Kentukcy (Sep 29, 2012)
	2	Surgent, Darryl, at Louisiana (Oct 23, 2012)
Long Reception	51	Reeves, Chip, at Troy (Nov 17, 2012)
Field Goals	4	Scott, Will, at Troy (Nov 17, 2012)
Long Field Goal	43	Olen, Zach, at North Texas (Nov 03, 2012)
Punts	10	Jean,Marcquiso, vs Alcorn State (Sep 22, 2012)
Punting Avg	57.5	Maher, Brett, at Nebraska (Sep 15, 2012)
Long Punt	67	Atterberry, W., at North Texas (Nov 03, 2012)
Punts inside 20	7	HORNSEY, Tom, vs Memphis (Sep 08, 2012)
Long Punt Return	21	Abdullah, Ameer, at Nebraska (Sep 15, 2012)
Long Kickoff Return	51	Robinson, Tyree, vs Western Kentukcy (Sep 29, 2012)
Tackles	15	BALLENTINE, Lon, vs Memphis (Sep 08, 2012)
Sacks	3.5	Smith, Q., vs Western Kentukcy (Sep 29, 2012)
Tackles For Loss	5.5	Smith, Q., vs Western Kentukcy (Sep 29, 2012)
Interceptions	1	Boyett, John, at Oregon Ducks (09/01/12)
	1	Smith, P.J., at Nebraska (Sep 15, 2012)
	1	Boyd, Xavius, vs Western Kentukcy (Sep 29, 2012)
	1	Mitchell, Henry, vs ULM (Nov 08, 2012)
	1	Trawick, B., at Troy (Nov 17, 2012)

The Automated ScoreBook
Arkansas State Game Superlatives (as of Nov 18, 2012)
All games

OPPONENT TEAM GAME HIGHS

Rushes	59	at Nebraska (Sep 15, 2012)
Yards Rushing	347	at Nebraska (Sep 15, 2012)
Yards Per Rush	5.9	vs Western Kentukcy (Sep 29, 2012)
TD Rushes	4	at Oregon Ducks (09/01/12)
	4	at Nebraska (Sep 15, 2012)
Pass attempts	53	vs ULM (Nov 08, 2012)
Pass completions	37	vs ULM (Nov 08, 2012)
Yards Passing	447	at Troy (Nov 17, 2012)
Yards Per Pass	12.9	at Nebraska (Sep 15, 2012)
TD Passes	4	at Oregon Ducks (09/01/12)
Total Plays	96	at Oregon Ducks (09/01/12)
Total Offense	605	at Oregon Ducks (09/01/12)
Yards Per Play	7.3	at Troy (Nov 17, 2012)
Points	57	at Oregon Ducks (09/01/12)
Sacks By	4	vs Western Kentukcy (Sep 29, 2012)
First Downs	34	at Oregon Ducks (09/01/12)
Penalties	13	vs South Alabama (Oct 13, 2012)
Penalty Yards	96	at Troy (Nov 17, 2012)
Turnovers	5	at Louisiana (Oct 23, 2012)
Interceptions By	1	at Oregon Ducks (09/01/12)
	1	at Nebraska (Sep 15, 2012)
	1	vs Western Kentukcy (Sep 29, 2012)
	1	vs ULM (Nov 08, 2012)
	1	at Troy (Nov 17, 2012)
Punts	10	vs Alcorn State (Sep 22, 2012)
Punting Avg	57.5	at Nebraska (Sep 15, 2012)
Long Punt	67	at North Texas (Nov 03, 2012)
Punts inside 20	7	vs Memphis (Sep 08, 2012)
Long Punt Return	21	at Nebraska (Sep 15, 2012)

Arkansas St. (8 - 3 - 0)

Thru: 11/24/2012 - Week 13

TEAM RANKINGS

120 teams ranked in Football Bowl Subdivision
9 teams ranked in the Sun Belt Conference

2012 SCHEDULE AND RESULTS

8-3 W-6

Sun Belt Conference Record: 6-1

Sat 09/01/2012	@ Oregon *	34 - 57	L
Sat 09/08/2012	MEMPHIS *	33 - 28	W
Sat 09/15/2012	@ Nebraska	13 - 42	L
Sat 09/22/2012	ALCORN ST. *	56 - 0	W
Sat 09/29/2012	WESTERN KY. *	13 - 26	L
Thu 10/04/2012	@ FIU *	34 - 20	W
Sat 10/13/2012	SOUTH ALA. *	36 - 29	W
Tue 10/23/2012	@ La.-Lafayette *	50 - 27	W
Sat 11/03/2012	@ North Texas *	37 - 19	W
Thu 11/08/2012	LA.-MONROE *	45 - 23	W
Sat 11/17/2012	@ Troy	41 - 34	W
Sat 12/01/2012	MIDDLE TENN.		

HOME GAME IN CAPS * Night Game ^ Neutral Site

OT Overtime Game

Category	National Rank	Actual	National Leader	Actual	Conf Rank	Sun Belt Conference Leader	Actual
Rushing Offense	24	212.27	Army	369.82	1	Arkansas St.	212.27
Passing Offense	41	266.82	Marshall	365.08	3	Troy	331.50
Total Offense	18	479.09	Louisiana Tech	577.92	2	Troy	498.75
Scoring Offense	27	35.64	Louisiana Tech	51.50	1	Arkansas St.	35.64
Rushing Defense	59	159.18	Stanford	71.33	5	La.-Monroe	135.83
Pass Efficiency Defense	86	139.06	Florida	91.49	5	Western Ky.	128.38
Total Defense	67	403.18	Alabama	233.67	4	Western Ky.	344.42
Scoring Defense	61	27.73	Alabama	9.25	3	Western Ky.	25.58
Net Punting	120	30.86	Louisiana Tech	43.51	9	Troy	38.38
Punt Returns	117	2.00	Kansas St.	22.87	9	Western Ky.	10.95
Kickoff Returns	107	18.31	Kansas St.	29.54	8	Middle Tenn.	27.95
Turnover Margin	34	.55	Kansas St.	1.73	3	Middle Tenn.	1.09
Pass Defense	72	244.00	Nebraska	152.17	3	Western Ky.	206.17
Passing Efficiency	22	150.92	Alabama	175.08	1	Arkansas St.	150.92
Sacks	84	1.64	Stanford	4.42	5	Western Ky.	2.58
Tackles For Loss	58	5.91	Stanford	9.25	4	Western Ky.	7.42
Sacks Allowed	23	1.18	Air Force	.50	4	North Texas	.50

T=tied at this ranking

PLAYER RANKINGS

Player must have played in 75% of team's games
Summary of the top 100 national leaders and top 25 conference leaders
15 categories ranked

Category	Player	National Rank	Actual	National Leader	Actual	Conf Rank	Sun Belt Conference Leader	Actual
Rushing	David Oku	56	83.82	Carey (Arizona)	146.42	3	Andrews (Western Ky.)	134.08
	Rocky Hayes		39.00			14		
	Ryan Aplin		34.45			16		
	Frankie Jackson		31.50			18		
Passing Efficiency (Min. 15 Att./Game)	Ryan Aplin	25	151.22	Murray (Georgia)	177.15	2	Broadway (La.-Lafayette)	152.87
Total Offense	Ryan Aplin	21	297.27	Florence (Baylor)	389.55	2	Browning (La.-Monroe)	297.36
	David Oku		83.82			13		
	Rocky Hayes		39.00			23		
	Frankie Jackson		31.50			25		
Receptions Per Game	J.D. McKissic	T-9	7.64	Austin (West Virginia)	9.64	2	Leonard (La.-Monroe)	8.08
	Josh Jarboe		4.09			11		
Receiving Yards Per Game	J.D. McKissic	47	77.18	Williams (Baylor)	153.91	5	Reeves (Troy)	87.50
	Josh Jarboe		48.27			14		
Interceptions	Sterling Young		.18	Thomas (Fresno St.)	.67	T-13	Dowling (Western Ky.)	.55
	Nathan Herrold		.18			T-13		
	Chaz Scales		.18			T-13		
Punting (Min. 3.6 Punts/Game)				Allen (Louisiana Tech)	48.04		Baer (La.-Lafayette)	42.55
Punt Returns (Min. 1.2 Ret./Game)				Bernard (North Carolina)	16.44		Andrews (Western Ky.)	12.78
Kickoff Returns (Min. 1.2 Ret./Game)	Rocky Hayes	100	18.00	Archer (Kent St.)	38.20	8	Whatley (Middle Tenn.)	30.48
Field Goals	Brian Davis	31	1.36	Sharp (Oklahoma St.)	2.09	4	Baer (La.-Lafayette)	1.55
Scoring	David Oku	43	8.36	Dixon (Louisiana Tech)	14.00	2	Baer (La.-Lafayette)	8.64
	Brian Davis	48	8.18			3		
	Julian Jones		3.27			23		
All-Purpose Runners	David Oku	84	103.82	Andrews (Western Ky.)	248.08	4	Andrews (Western Ky.)	248.08
	J.D. McKissic		77.45			14		
	Rocky Hayes		76.18			16		
Sacks	Timothy Starson		.41	Smith (Western Ky.)	1.25	T-7	Smith (Western Ky.)	1.25
	Eddie Porter		.25			T-16		
	Nathan Herrold		.18			T-23		
	Amos Draper		.18			T-23		
Tackles	Nathan Herrold	T-46	9.00	Molls (Toledo)	13.83	T-2	Jackson (Western Ky.)	9.67
	Qushaun Lee	95	7.90			6		
	Don Jones		6.00			T-23		
Tackles For Loss	Timothy Starson	T-52	1.09	Jones (Georgia)	1.95	5	Smith (Western Ky.)	1.85

	Nathan Herrold		.73		15		
	Eddie Porter		.50		T-25		
	Amos Draper		.50		T-25		

T=tied at this ranking



ASU SPORTS INFORMATION STAFF

Jerry Scott, Director

Office: 870-972-3405

Cell: 870-243-6021

jscott@astate.edu

Chris Graddy, Assistant Director

Office: 870-972-2707

Cell: 870-340-7836

cgraddy@astate.edu

Joe Gorby, Assistant Director

Office: 870-972-3547

jgorby@astate.edu

Dennen Cuthbertson, Graduate Assistant

Office: 870-972-2428

mark.cuthbertson@smail.astate.edu

Main Phone/FAX: 870-972-2541/3367

Mailing Address:

P.O. Box 1000, State University, AR 72467

Delivery Address:

217 Olympic Dr., Jonesboro, AR 72401

ARKANSAS STATE RADIO NETWORK

The Arkansas State Radio Network will broadcast every ASU football game during the 2011 season, originating from flagship station 107.9 FM (KFIN).

KFIN 107.9 FMJonesboro (Flagship)

KTRQ 102.3Memphis

93.3 FMLittle Rock

KEAZ 100.7 FMSearcy/Heber Springs

KFLI 104.7 FMSearcy

KCCB 1260 AMCorning

KCTT 101.7 FMMountain Home

KWYN 1400 AMWynne

KRLW 1320 AMWalnut Ridge/Pocahontas

KRLW 106.3 FMWalnut Ridge/Pocahontas

KWAK 105.5 FMStuttgart

KQEW 102.3 FMFordyce

KOOU 104.7 FMHardy

KOTN 102.5 FMGould/Monticello

LIVE AT THE BRICKHOUSE

The "Live at the Brickhouse" radio show can be heard live on KFIN (107.9 FM), running from 7:00-8:00 p.m. each Tuesday throughout the season. The show will broadcast from the Brickhouse Grill, where those in attendance were able to ask questions for ASU's head football coach Gus Malzahn. Archives for the show can also be accessed through the StateZone on Arkansas State's official athletic web site (AStateRedwolves.com). EAB Sports Radio Network broadcaster Matt Stolz hosts the show.

THE GUS MALZAHN SHOW

"The Gus Malzahn Show," a weekly television program featuring Arkansas State's head football coach airs each Sunday throughout the season at 4:30 p.m. KATV-7 in Little Rock and at 10:30 p.m. on KAIT-8 in Jonesboro. The 30-minute show is hosted by East Arkansas Broadcasters radio host Mickey Ryan and provides fans with an in-depth look at the Red Wolves' football team. The show features game highlights, an interview with Coach Malzahn and weekly features on players and coaches.

POST-GAME INTERVIEWS: The Arkansas State locker room is closed to all members of the media. Head coach and requested assistant coaches and players will be available for interviews in the designated area following a brief cooling off period.

WEEKLY MEDIA CONFERENCE: Media representatives are encouraged to visit with ASU head coach Gus Malzahn during his weekly press conference, held Monday's at 11:30 a.m. at the ASU Football Facility. Quotes from the press conference will be available at AStateRedWolves.com as well.

PRACTICE COVERAGE: Arkansas State football practice is open to the media the first 20 minutes Tuesday and Wednesday. TV crews wishing to shoot practice must notify the sports information office in advance. Players and coaches are available for interviews following each practice, Tuesday-Wednesday.

WEEKLY RELEASES: All Arkansas State weekly football releases can be obtained as a PDF document on the athletics Web site at AStateRedWolves.com. To be added to the e-mail broadcast list for all football releases or if you would like releases faxed to you, contact Jerry Scott in the sports information office.

TWITTER: The Arkansas State Sports Information Office frequently posts information on a weekly basis, including updated in-game notes, on its official Twitter account. Media can follow the Twitter account @AStateSID.

PLAYER INTERVIEWS: All interviews with Arkansas State players must be arranged through the Sports Information Office. Please contact Jerry Scott.

SUN BELT TELECONFERENCE: The Sun Belt Conference will conduct a weekly teleconference with each of the league's head coaches each Monday throughout the season. Additional information can be found on the SBC Media Services page located in the notes package.

SUN BELT CONFERENCE WEEKLY VIDEO HIGHLIGHTS: The conference office will provide a weekly highlights and interviews for each SBC school throughout the season. Additional information can be found on the SBC Media Services page located in the notes package.

VIDEO HIGHLIGHTS: The Arkansas State Department of Athletics regularly posts video from ASU football press conferences, practices and games to the department's FTP site. Television stations wishing to access the FTP site to download video and sound should contact the ASU Sports Information Office.

COLLEGE PRESS BOX: Media can access notes, quotes, stats, media information and much more from Arkansas State and its opponents on the Sun Belt section of CollegePressBox.com. To access the site, visit www.collegepressbox.com. For the site's username and password, please contact the ASU Sports Information Office.

DIRECTIONS TO ASU STADIUM:

From Memphis International Airport: Start going toward the Airport Exit on Winchester Road. Bear right on Plough Boulevard for 1.4 miles. Take ramp onto I-240 West toward I-240 Little Rock/Downtown for 2.6 miles. Continue on I-55 North for 6.1 miles. Take the St. Louis/Little Rock exit on I-55 North and go 24.4 miles. Take exit 23B/Marked Tree/Jonesboro onto US-61 for 0.5 miles. Continue on US-63 North for 41 miles. Take ramp toward Caraway Road/Stadium Boulevard for 0.2 miles. Bear right on Stadium Boulevard and go 2.2 miles until seeing ASU Stadium on the left. Parking is available for the working media on the northwest grass lot of the stadium complex.

From Little Rock National Airport: Leaving the airport on East Roosevelt Road go 0.3 miles and continue on Annie M. Bankhead Drive for another 0.4 miles. Turn left to take the ramp onto I-440 East toward TO I-40 for 11.3 miles. Take the Jacksonville exit onto US-67 North and go 96.5 miles. Turn right on AR-226E and go 11.7 miles. Turn right on Co. Road 203. Turn left on US-49 and 6.5 miles. Take ramp onto US 49 North and go 2.7 miles until taking the Stadium Boulevard exit for 0.2 miles. Turn left on Stadium Boulevard and go 2.4 miles until seeing ASU Stadium on the left. Parking is available for working media on the northwest grass lot of the stadium complex.

2012 SUN BELT CONFERENCE FOOTBALL

Sun Belt Conference Media Services

Weekly Release

The Sun Belt Conference Media Relations staff will produce a weekly football release on Mondays throughout the season, which will include updated standings, notes, results and game previews. The full release, including overall and conference-only statistics will be available as a PDF file. Notes will be e-mailed to media outlets in text format with a complete PDF file attached.

www.sunbeltsports.org

The Sun Belt Conference has complete and up-to-date information on its internet website at www.sunbeltsports.org. The site contains current news on all happenings around the Sun Belt, including the nine football schools. Football standings, results and game recaps will be updated after games are played. Statistics – conference and team-by-team – will be updated by Sunday afternoon, or earlier depending on late night games on the West Coast. The Sun Belt Football Media Guide is available on the website, including the records section. To keep up with games in-progress, check member school websites for broadcast information.

Weekly Video Feed

The Sun Belt Conference will produce a weekly video highlight feed. The feed will be made available by internet only for the 2012 season.

Additional Resources

The Sun Belt Conference is part of the College Pressbox network available at www.collegepressbox.com. The league also maintains a file sharing server for all sports at <https://sunbeltsports.egnyte.com/>. For login credentials for either site please contact John McElwain (mcelwain@sunbeltsports.org).

Weekly Awards

The Sun Belt Conference names an offensive, defensive and special teams player of the week each Monday morning during the season. Winners are chosen by a media panel from nominations provided by the Sun Belt sports information directors.

Annual Awards

All-Sun Belt first and second teams, Players of the Year on offense and defense, Freshman of the Year and Coach of the Year are selected by a vote of the league's ten head coaches and select members of the media at the conclusion of the regular season. Each coach also selects two individuals for Honorable Mention All-Sun Belt. Coaches are not allowed to vote for themselves or their own players. Sun Belt football student-athletes are recognized for academic achievement in July with the release of the Sun Belt Commissioner's List and Academic Honor Roll.

Sun Belt Football Media Relations Contacts

Contact	Phone	Email
Sun Belt - John McElwain	(504) 299-9066	mcelwain@sunbeltsports.org
Arkansas State - Jerry Scott	(870) 972-2541	jscott@astate.edu
Florida Atlantic - Katrina McCormack	(561) 297-3163	kmccormi@fau.edu
FIU - Joe Hornstein	(305) 348-6666	jhornste@fiu.edu
Louisiana-Lafayette - Brian McCann	(337) 482-6331	bjm5269@louisiana.edu
Louisiana-Monroe - Alex Edwards	(318) 342-5463	edwards@ulm.edu
Middle Tennessee - Mark Owens	(615) 898-5057	owens@goblueraiders.com
North Texas - Eric Capper	(940) 565-2476	ecapper@unt.edu
South Alabama - Brian Fremund	(251) 414-8032	bfremund@usouthal.edu
Troy - Adam Prendergast	(334) 670-3832	aprendergast@troy.edu
WKU - Chris Glowacki	(270) 745-5388	chris.glowacki@wku.edu

Sun Belt Conference Coaches Teleconference Call

Contact John McElwain
(mcelwain@sunbeltsports.org) for info
Conducted every Monday from
August 27 to November 26

Schedule of Events (All times Central):

10:30 a.m. -- Announcements
10:32 a.m. -- Carl Pelini, FAU
10:38 a.m. -- Larry Blakeney, Troy
10:44 a.m. -- Gus Malzahn, ASU
10:50 a.m. -- Mark Hudspeth, ULL
10:56 a.m. -- Todd Berry, ULM
11:02 a.m. -- Rick Stockstill, MT
11:08 a.m. -- Dan McCarney, NT
11:14 a.m. -- Mario Cristobal, FIU
11:20 a.m. -- Willie Taggart, WKU
11:26 a.m. -- Joey Jones, USA

Sun Belt Conference Video Feed

Contact Travis Llewellyn
(llewellyn@sunbeltsports.org) for info.
Conducted every Tuesday from
August 28 to November 27 - 2:00 p.m. (CT)

The Sun Belt Conference will provide a weekly video feed of head coach interviews and game highlights each Tuesday during the 2011 football season. The video feed will be made available exclusively through a digital download this season using the website <https://sunbeltsports.egnyte.com/>. New videos made available on this site will be uploaded on Tuesday of each week by 2 p.m. The videos will also be maintained and archived throughout the season. Members of the media may also find supplementary content on this site such as logos and photos. For login information please contact Travis Llewellyn (llewellyn@sunbeltsports.org) or John McElwain (mcelwain@sunbeltsports.org).

FOLLOW THE SUN BELT CONFERENCE ONLINE:



www.sunbeltsports.org

facebook

facebook.com/theSunBeltConference

twitter

@The_Sun_Belt